

1949-1959 FORD CAR PARTS AND ACCESSORIES



TEXT CATALOG

1949-1959 CHASSIS

1953-1959 BODY

**PARTS AND ACCESSORIES OPERATIONS
FORD DIVISION**  **MOTOR COMPANY**

COPYRIGHT © 1964 - FORD MOTOR COMPANY - DEARBORN, MICHIGAN

QUICK REFERENCE INDEX	PAGE
GENERAL INFORMATION	II
MOULDING CLIP KITS	1
SECTIONS 18-24 WHEELS, BRAKES	7
SECTIONS 38-46 FRONT SUSPENSION, STEERING REAR AXLE, DRIVE SHAFT	37
SECTIONS 50-54 FRAME, MUFFLER, SPRINGS	73
SECTIONS 60-68 ENGINE	110
SECTIONS 70-76 STANDARD TRANSMISSION, CLUTCH	147
SECTIONS A70 AUTOMATIC TRANSMISSION	185
SECTIONS 80-85 COOLING, GRILLE	259
SECTIONS 90-97 FUEL, CARBURETOR, ACCELERATOR	287
SECTIONS 100-120 GENERATOR, ALTERNATOR STARTER, DISTRIBUTOR	501
SECTIONS 130-150 LAMPS, WIRING	557
SECTIONS 160-166 FENDER, HOOD	603
SECTIONS 170-190 SPEEDOMETER, BUMPER, ACCESSORIES	621
BODY PARTS INDEX	675
BODY SECTIONS 000-100 BODY FRONT, FLOOR	695
BODY SECTIONS 200-300 SIDE DOOR, PILLAR, QUARTER	719
BODY SECTIONS 400-530 BACK, LUGGAGE COMPARTMENT	805
BODY SECTIONS 600-620 SEATS	865
SOFT TRIM	875


Copyright © 2007, Forel Publishing Company, LLC, Woodbridge, Virginia

All Rights Reserved. No part of this book may be used or reproduced in any manner whatsoever without written permission of Forel Publishing Company, LLC. For information write to Forel Publishing Company, LLC, 3999 Peregrine Ridge Ct., Woodbridge, VA 22192

1949 - 1959 Ford Car Parts and Accessories Catalog
Form FD 9462 and FD 9463

ISBN: 1-60371-022-1
EAN: 978-1-60371-022-0

Forel Publishing Company, LLC
3999 Peregrine Ridge Ct.
Woodbridge, VA 22192
Email address: webmaster@ForelPublishing.com
Website: <http://www.ForelPublishing.com>



This publication contains material that is reproduced and distributed under a license from Ford Motor Company. No further reproduction or distribution of the Ford Motor Company material is allowed without the express written permission of Ford Motor Company.

Disclaimer

Although every effort was made to ensure the accuracy of this book, no representations or warranties of any kind are made concerning the accuracy, completeness or suitability of the information, either expressed or implied. As a result, the information contained within this book should be used as general information only. The author and Forel Publishing Company, LLC shall have neither liability nor responsibility to any person or entity with respect to any loss or damage caused, or alleged to be caused, directly or indirectly by the information contained in this book. Further, the publisher and author are not engaged in rendering legal or other professional services. If legal, mechanical, electrical, or other expert assistance is required, the services of a competent professional should be sought.

PARTS and ACCESSORIES TEXT CATALOG

FORM FD-9462

1949/59 PASSENGER CAR

FORD DIVISION  MOTOR COMPANY

DISTRICT OFFICES

Atlanta (East Point, Ga.)	Denver, Colo.	Louisville, Ky.	Philadelphia (Pennsauken, N. J.)
Boston	Des Moines, Iowa	Memphis, Tenn.	Pittsburgh, Pa.
(Natick, Mass.)	Detroit	New Orleans	Richmond, Va.
Buffalo, N. Y.	(Livonia, Mich.)	(Arabi, La.)	Rockford, Ill.
Charlotte, N. C.	Fargo, N. D.	Newark	St. Louis
Chicago	Houston, Texas	(Teterboro, N. J.)	(Clayton, Mo.)
(Melrose Park, Ill.)	Indianapolis, Ind.	New York	Salt Lake City, Utah
Cincinnati, Ohio	Jacksonville, Fla.	(White Plains, N. Y.)	San Jose, Calif.
Cleveland, Ohio	Kansas City, Mo.	Oklahoma City, Okla.	Seattle, Wash.
Dallas, Texas	Lansing, Mich.	Omaha, Neb.	Twin City
Davenport, Iowa	Los Angeles	Phoenix, Arizona	(Minneapolis, Minn.)
	(Pico-Rivera, Calif.)		Washington, D. C.

INDEX FOR GENERAL INFORMATION SECTION

Abbreviations	XX	Patent Plate Diagram and Explanation	X
Appearance & Maintenance Materials	XVIII, XIX	Patent Plate Codes	
BASIC BODY PARTS NUMBERING SYSTEM	IV	Assembly Plant	XI
Body Type Codes	IV	Body Type	XII
Catalog Format	IV	Body Style	XIII
Catalog Model Codes	III	District	XI
District Offices	II	Engine (Horsepower Rating)	XI
Explanation of Symbol ★	V	Exterior Paint Body Color	XVI, XVII
Ford Group and Basic Number Chart	VI thru IX	Model Year	XI
General Instructions	II	Months of the Year	XI
How to Order Parts	V	Rear Axle Ratio	XI
Model Years	III	Transmission Type	XI
Nomenclature Index	III	Trim Scheme	XIII, XIV, XV
Procedure for Using Catalog	V		
Quick Reference Index	I		
Section, Group and Basic Numbers	III		
Soft Trim	IV		
Standard and Utility Hardware	IV		
Used Car Reconditioning Materials	XIX		

GENERAL INSTRUCTIONS

This Ford Parts and Accessories Catalog contains parts information for the Ford passenger car line including Thunderbird, and is to be used in conjunction with "Illustration" Catalog, Form FD-9463.

Following are the model years for which parts information is provided in this catalog:

Chassis Parts	1949 thru 1959
Body Parts	1953 thru 1959
Soft Trim Parts	1956 thru 1959

The driver's side is the left hand side of the vehicle and should govern in determining such parts as fenders, lamps, etc. as to whether a part is right or left hand.

CATALOG MODEL CODES

Codes shown in the "Text" Catalog under heading "Model" are to be interpreted as follows:

A	♣ Passenger Car	F/M/2	FORDOMATIC 2 SPEED TRANSMISSION	S/C	Supercharger
A/C	Air Conditioner	M/L	Mainline	S/D	*Sedan Delivery
A/S	Air Suspension	O/D	Overdrive	S/L	Sunliner
C/L	Customline	P/I	Police Interceptor	S/T	Standard Transmission
C/M	Cruise-O-Matic	P/L	Parklane	S/W	*Station Wagon
F/L	Fairlane	P/S	Power Steering		
F/M	FORDOMATIC TRANSMISSION	S	Thunderbird		

- ♣ Includes parts common to Station Wagon, Sedan Delivery, Ranchero, Police Interceptor when applicable.
- * Models S/D and S/W when shown separately apply to parts peculiar to Sedan Delivery and Station Wagons.

MODEL YEARS

Model year application is indicated by showing the first year followed by a diagonal line to imply continued usage in all subsequent years until the insertion of the last year of usage, which will then be inserted after the diagonal line. If no diagonal line is shown the illustration is applicable only to the year shown.

- Example:
- 49 indicates part used 1949 model year only.
 - 49/59 indicates part used 1949 through 1959 model years.
 - 55/ indicates part used 1955 through 1959 and subsequent model years as indicated in the appropriate catalog for 1959 and up.

SECTION, GROUP and BASIC NUMBERS

For greater convenience this catalog is divided into sections to conform with the Master Parts Catalogs.

Section Numbers are related to group numbers as follows:

SECTION NUMBER	GROUP NUMBER SERIES	PART NAME
10	1000 - 1999	Wheel Parts
20	2000 - 2999	Brake Parts

The "Illustration" Catalog is divided into sections also and like parts are shown under similar numbers in both the "Text" and "Illustrations" catalogs.

Illustrations contain basic group numbers only; therefore, it is necessary to refer to the basic group within the "Text" Catalog listing for complete applicable part number.

Some basic numbers include an alphabetical character in addition to the numerical digits shown in the charts on Page VI. In this catalog basic numbers expanded by an alphabetical character follow the numerical basic numbers from which they are expanded and are listed in the manner shown below:

2150	Bolt - Front Brake Line Connection
2A150	Bushing - Power Brake Booster Lever

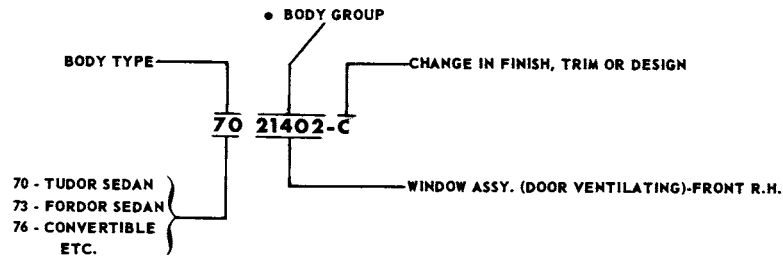
Refer to Pages VI thru IX for more information on Ford group and basic part numbers.

NOMENCLATURE INDEX

A nomenclature index appears at the beginning of each major Chassis group listed in the Quick Reference Index shown on the cover and Page I. The Body nomenclature index is shown on pages 675 thru 694 in the beginning of the body area of the catalog.

BASIC BODY PARTS NUMBERING SYSTEM

FOLLOWING IS A DIAGRAM OF THE BASIC BODY PARTS NUMBERING SYSTEM



- These five digits comprise the Body Group Numbers as used through each body parts section.

A complete group index of body parts has been included on pages 675 through 694. The index is divided into areas of the car in alphabetical sequence; such as front, back, quarter, roof, doors, etc.

SOFT TRIM

Four sections are devoted to Soft Trim Parts, namely 1956 thru 1959. Each includes only those items which were available for service at the time of printing. To determine the complete part number of a required trim part, it is necessary to have the "Trim Scheme Code" which appears on the patent plate of the vehicle (refer to Pages XIII, XIV and XV). Soft Trim replacement parts are listed on pages 875 thru 908.

BODY TYPE CODES

Most body parts are identified with Body Type Codes. A complete listing of the codes and the body types which they represent is shown on Page XII. Body types which are similar are identified by the same code number; alphabetical suffixes are used to identify a particular body type. For instance, in 1959 Code 58 was used as follows:

BODY TYPE CODE	BODY TYPE
58A	Fairlane Town Sedan
58B	Fairlane "500" Town Sedan
58E	Custom "300" Fordor Sedan

The body type numbers only are shown on those illustrations which are applicable to all body types of a related group. For instance, Body Type Code 58 includes 58A, 58B and 58E.

CATALOG FORMAT

The format is specifically arranged to coincide with the normal procedure for selecting part numbers.

- Column:
1. Model year
 2. Type of vehicle or equipment within a specific model year
 3. Description, size, etc.
 4. Number required per vehicle
 5. Complete part number

STANDARD and UTILITY HARDWARE

Standard and utility hardware, such as bolts, screws, fittings, etc. are listed below the part with which they are used. To facilitate the stocking and handling of Standard and Utility Parts by Ford dealers, locator codes are preassigned by Ford Motor Company. The locator codes are shown in parentheses immediately following or below the standard and utility part numbers.

For an example, refer to Body Section 030, Group 03086. The part number for a No. 8 x 1" cross recess oval head screw is 52344-S13 and the locator code is U292. In the catalog this item will be shown as 52344-S13(U292).

EXPLANATION OF SYMBOL ★

★ Symbol indicates part is not supplied for service due to the following:

- A. Part is superseded and replaced as indicated in the description column of the text.
- B. Part can be improvised as indicated in the description column of text.
- C. Due to its function there would be little or no demand.

Always refer to the description column of the text for possible substitution, or for material specifications and dimension which may be helpful in obtaining the non-serviced part locally.

HOW TO ORDER PARTS

When ordering parts, always give the complete part number.

In the event the part number is not known, the following information should be included.

- A. Complete description of part.
- B. Model year and body type.
- C. Dimension, number of teeth, size, etc.; if possible rough sketch of part.
- D. If applicable to engine, transmission, axle, steering, etc.; specify type; such as 312 cubic inch, Fordomatic, Power Steering, etc.
- E. Advise how shipment is to be made - Freight, Express, Air, Parcel Post.

PROCEDURE FOR USING CATALOG

Following is a recommended procedure for using this catalog:

Should an inquiry be received for a grease baffle for the brakes of a 1955 passenger model vehicle, use the following steps.

- A. Refer to the section and page designated in the Quick Reference Index on the cover for "Brakes".
- B. On the designated page (7) will be an index.
- C. Refer to the alphabetical nomenclature under heading "Brake System"; find name Baffle (Front Grease). The group number will be shown as 2060.
- D. Refer to Group 2060 and locate the year 1955 in the column head "Year". Refer then to column headed "Model" for "A" which indicated passenger car. The part number will be shown as AD 2060-C.

In the event the proper nomenclature is in doubt, an alternate method of locating basic part number would be as follows:

- A. Refer to the section and page designated in the Quick Reference Index of the Illustration Catalog for "Brakes".
 - B. On the designated Page 28 is an index of various Front and Rear Brakes.
 - C. Locate the front and rear brakes applicable to 1955 which is on Page 41 of the Illustration Catalog.
 - D. Refer to illustration on Page 41 and identify the proper part which will show the group number as 2060.
 - E. Refer to Group 2060 of this catalog and locate the year 1955 in the column headed "Year". Refer then to column headed "Model" for "A" which indicates passenger car. The part number will be shown as AD 2060-C.
-

FORD GROUP AND BASIC PART NUMBERS

Ford group and basic part numbers are grouped according to their function; for example, all parts applying to the rear axle are grouped from 4000 to 4296, transmission and clutch from 6905 to 7997, etc.

Following is an index and section number of the various groups--

GROUP AND BASIC PART NO. SERIES	GROUP NAME	SECTION	GROUP AND BASIC PART NO. SERIES	GROUP NAME	SECTION
1000-1250	Wheels, hubs and drums	10	11000-11382	Starter motor	110
1350-1499	Spare wheel carrier	10	11450-11688	Lighting & ignition switch	110
2001-2285	Brakes (service)	20, 22	12000-12390	Ignition coil, distributor, condenser	120
2307-2438	Brakes (power)	23	12402-12425	Spark plug	120
2442-2482	Brake controls	24	13002-13248	Lamps (head and parking)	130
2505-2900	Brakes (parking)	24			
			13402-13796	Lamps (rear)	134, 137
			13809-13853	Lamps (license and pillar) & horn	137
3000-3359	Front suspension and steering linkage	30	14197-14689	Wiring	140, 145
3500-3764	Steering gear	35, 36	15000-15858	Miscellaneous accessories	150
4000-4296	Rear axle	40	16000-16550	Front fender	160
4600-4859	Drive shaft	46			
5000-5176	Frame	50	16600-16999	Hood	166
			17005-17125	Tools	170
5200-5299	Muffler & exhaust pipe	52	17248-17383	Speedometer & tachometer	170, 172
5300-5499	Front spring & stabilizer	53	17402-17666	Windshield wiper & washer	172, 175, 176
5550-5832	Rear spring	53	17700-17730	Mirror	176
6000-6898	Engine	60, 61, 62, 63, 65, 66	17736-17999	Bumper	176
6905-6968	Transmission overdrive & engine steady rest	69, 70			
			18000-18125	Shock absorber	180
			18148-18994	Miscellaneous accessories	180, 182, 184
7000-7997	Transmission and clutch	70, 71, 72, 73, 75, 76	19500-19585	Appearance and maintenance materials	Paint
7000-7997	Automatic Transmission	A70, A71, A72, A73, A75, A76	19600-19980	Air conditioner	190
8000-8499	Radiator and grille	80	4000000 & Up	Body Parts	
8500-8689	Water pump and fan	85			
9002-9296	Fuel tank & supercharger	90	BODY SECTION		
9301-9420	Fuel pump	93, 94		Body front	000
9421-9499	Manifolds, clamps, etc.	94		Windshield	030
				Instrument panel	042
				Floor	100
9500-9599	Carburetor & supercharger	95, 95A, 95B		Front door	200, 210, 220, 230
9600-9699	Air cleaner	96		Rear door	240, 260
9700-9999	Accelerator & choke control rods	97			
				Quarter	270, 280, 290, 295, 300
10000-10449	Generator & Alternator	100		Back window and luggage compartment	400, 420, 430, 440
10500-10653	Voltage regulator	100, 106			
10654-10756	Battery	106		Roof, folding top	500, 510, 520, 530
10838-10990	Instruments	106		Seats	600, 610, 620

FORD MOTOR COMPANY BASIC PART NUMBERING

CHASSIS, ENGINE AND ELECTRICAL BASIC NUMBER SERIES

BASIC PART NO. SERIES	BASIC SERIES EXPANSION	PARTS WHICH QUALIFY BY FUNCTIONAL AREA	BASIC PART NO. SERIES	BASIC SERIES EXPANSION	PARTS WHICH QUALIFY BY FUNCTIONAL AREA
1000-1250 1251-1349 1350-1499 1500-1724 1725-1999 2000-2594 2595-2874 2875-2999 3000-3499 3500-3776	1A000-1A250 1A251-1A349 1A350-1A499 1A500-1A724 1A725-1A999 2A000-2A594 2A595-2A874 2A875-2A999 3A000-3A499 3A500-3A776	Wheels, Hubs, and Drums Open Numbers Spare Wheel Carrier Tires and Tubes Open Numbers Brakes Brakes—Parking Air Compressor Front Axles and Front Suspensions Steering Gear and Steering Wheel	12450-12499 12500-12599 12600-12999 13000-13199 13200-13299 13000-13399 13400-13699 13700-13799 13800-13949 13950-13999	12A450-12A499 12A500-12A599 12A600-12A999 13A000-13A199 13A200-13A299 13A300-13A399 13A400-13A699 13A700-13A799 13A800-13A949 13A950-13A999	Engine Governor Open Numbers Open Numbers Head Lamps Parking Lamps Turn Signal License, Tail, and Stop Lamps Courtesy, Dome, and Instrument Lamps and Switches Horn Open Numbers
3777-3999 4000-4999 5000-5149 5150-5199 5200-5299 5300-5350 5351-5416 5417-5454 5455-5481 5482-5499	3A777-3A999 4A000-4A999 5A000-5A149 5A150-5A199 5A200-5A299 5A300-5A350 5A351-5A416 5A417-5A454 5A455-5A481 5A482-5A499	Open Numbers Rear Axle and Driveshaft and Coupling Shaft Frame and Brackets * Muffler, Exhaust Pipes, and Brackets Front Springs Sub-Frame (For Cab Mounting) Open Numbers Front Springs—Clips, Studs, and Bushings Stabilizer and Attaching Parts	14000-14689 14690-14724 14725-14999 15000-15039 15040-15074 15075-15114 15115-15199 15200-15299 15300-15399 15400-15489	14A000-14A689 14A690-14A724 14A725-14A999 15A000-15A039 15A040-15A074 15A075-15A114 15A115-15A199 15A200-15A299 15A300-15A399 15A400-15A489	Wiring and Circuit Breakers, Terminals and Connectors, Window Regulator, Fuse Panel Seat Regulator (Electrical) Junction Boxes and Electric Conduit Clocks Cigar Lighter Lamp Assy.—Cluster * Road Lamps Spot Lamps Lamp Assy.—Marker
5500-5515 5516-5999 6000-6899 6900-6944 6945-6999 7000-7499 7500-7649 7650-7799 7800-7999 8000-8499	5A500-5A515 5A516-5A999 6A000-6A899 6A900-6A944 6A945-6A999 7A000-7A499 7A500-7A649 7A650-7A799 7A800-7A999 8A000-8A499	Front Spring Covers Rear Springs and Attaching Parts Engine and Mounts * Engine Installation and Dress-up Kits Transmission and Shifting Controls Clutch and Controls Transmission Overdrive Torque Converter Radiator and Grille Parts	15490-15549 15550-15579 15580-15599 15600-15649 15650-15655 15656-15699 15700-15724 15725-15759 15760-15799 15800-15849	15A490-15A549 15A550-15A579 15A580-15A599 15A600-15A649 15A650-15A655 15A656-15A699 15A700-15A724 15A725-15A759 15A760-15A799 15A800-15A849	Lamp Assy.—Back-up Lamp Assy.—Utility Lamp Assy.—Police Flasher * Map Lamp Top Control Engine Compartment Lamp Commercial Pump Motors Note: Not used Passenger Car, Truck & Industrial Engines Open Numbers Lamp Assy.—Transmission Control Selector Indicator
8500-8599 8600-8669 8670-8999 9000-9269 9270-9339 9340-9423 9424-9499 9500-9599 9600-9699 9700-9899	8A500-8A599 8A600-8A669 8A670-8A999 9A000-9A269 9A270-9A339 9A340-9A423 9A424-9A499 9A500-9A599 9A600-9A699 9A700-9A899	Water Pumps Fan and Brackets Open Numbers Fuel Tank Fuel and Oil Gauges and Fuel Tubes Fuel Pumps Manifold, Clamps, Thermostats, etc. Carburetors Carburetor Air Cleaners Thermostatic Choke, Acc. Spark & Throttle Control Rods	15850-15874 15875-15899 15900-15999 16000-16249 16250-16299 16300-16449 16450-16549 16550-16579 16580-16599 16600-16999	15A850-15A874 15A875-15A899 15A900-15A999 16A000-16A249 16A250-16A299 16A300-16A449 16A450-16A549 16A550-16A579 16A580-16A599 16A600-16A999	Parking Brake Signal Open Numbers * Front Fender and Aprons Fender Shields Rear Fenders Running Boards and Brackets Splash Shields Open Numbers Hood, Brackets, and Controls
9900-9999 10000-10299 10300-10399 10400-10499 10500-10649 10650-10837 10838-10999 11000-11529 11530-11568 11569-11619	9A900-9A999 10A000-10A299 10A300-10A399 10A400-10A499 10A500-10A649 10A650-10A837 10A838-10A999 11A000-11A529 11A530-11A568 11A569-11A619	* Generators Alternator and Rectifier Open Numbers Generator Regulator Battery and Supports—Voltmeter and Charge Indicator Instrument Cluster and Controls Starting Motor and Starter Switch Open Numbers Ignition Switch	17000-17149 17150-17249 17250-17384 17385-17399 17400-17424 17425-17599 17600-17674 17675-17748 17749-17999	17A000-17A149 17A150-17A249 17A250-17A384 17A385-17A399 17A400-17A424 17A425-17A599 17A600-17A674 17A675-17A748 17A749-17A999	Tools Open Numbers Speedometer and Tachometer Open Numbers Rear Window Wiper Windshield Wipers Windshield Washers Rear View Mirrors Front and Rear Bumpers and Stone Deflectors
11620-11644 11645-11688 11689-11999 12000-12399 12400-12427 12428-12449	11A620-11A644 11A645-11A688 11A689-11A999 12A000-12A399 12A400-12A427 12A428-12A449	Open Numbers Lighting Switch Open Numbers Ignition Coil, Distributor, Condenser and Diaphragm Spark Plugs Open Numbers	18000-18199 18200-18241 18242-18699 18700-18799 18800-19499 19500-19549 19550-19999	18A000-18A199 18A200-18A241 18A242-18A699 18A700-18A799 18A800-19A499 19A500-19A549 19A550-19A999	Shock Absorbers * Heaters Air Brakes Radio Miscellaneous Accessories Air Conditioners

*This series has become inactive and parts qualifying will be identified with part numbers from a more appropriate series.

BODY BASIC NUMBERS AND CORRESPONDING FUNCTIONS

BASIC PART NO. SERIES	BASIC SERIES EXPANSION	PARTS WHICH QUALIFY BY FUNCTIONAL AREA	BASIC PART NO. SERIES	BASIC SERIES EXPANSION	PARTS WHICH QUALIFY BY FUNCTIONAL AREA	
*7000000-7000099	7000A00-7000A99	Body Assembly & Trim Sets Front End Assembly Ventilating Ducts & Valves Brake Pedal Support Dash Assembly Ventilating Ducts & Valves Cowl Assembly Front Body Pillar Assy. Open Body Front Tie Bow Braces, Etc. Windshield Assembly Visor Assembly Front Belt Rail Inst. Panel Assy. Panel Assy.—Instr. Panel Details	25000-25099 25100-25299 25300-25399 25400-25699 25700-25899 25900-25999 26000-26199 26200-26399 26400-26599 26600-26699 26700-26799 26800-26899 26900-26999 27000-27199	250A00-250A99 251A00-252A99 253A00-253A99 254A00-256A99 257A00-258A99 259A00-259A99 260A00-261A99 262A00-263A99 264A00-265A99 266A00-266A99 267A00-267A99 268A00-268A99 269A00-269A99 270A00-271A99	Rear Door Frame & Pillar Assy. Rear Door Header Rear Door Bottom Rear Door Garnish Moulding Rear Door Glass Open Rear Door Reinf. Rear Door Glass Frame Rear Door Lock Rear Door Handles Open Rear Door Hinge Open Rear Door Regulator	
04600-04799	046A00-047A99	Cigar Lighter Assy. & Instrument Cluster	27200-27299 27300-27399 27400-27699 27700-27799 27800-28099 28100-28399 28400-28499 28500-28599 28600-28699 28700-28799 28800-28999 29000-29199	272A00-272A99 273A00-273A99 274A00-276A99 277A00-277A99 278A00-280A99 281A00-283A99 284A00-284A99 285A00-285A99 286A00-286A99 287A00-287A99 288A00-289A99 290A00-291A99	Rear Door Check Rear Door Regulator Vacuum Lift Rear Door Trim Quarter Assy. Quarter Panel Assy. Quarter Lock Pillar Open Quarter Header Quarter Frame Quarter Belt Rail Open Quarter Window Garnish Moulding & Moulding Quarter Reinf. Braces & Brkts. Quarter Window Assy.	
04800-04899	048A00-048A99	Ash Receptacle Assy.	29200-29599 29600-29699	292A00-295A99 296A00-296A99	Quarter Window Glass Quarter Glass Channel Quarter Glass Run Quarter Window Reg. Quarter Vent. Window Quarter Window Regulator Quarter Glass Frame Quarter Arm Rest Ash Receptacle Open Quarter Trim Assy. & Assist Loop Open Qtr. Arm Rest Assy. & Rear Seat Center Arm Rest Quarter Panel Spare Wheel Compt. Open Side Slats—Trim Sticks—Anti-Squeaks	
04900-05999	049A00-059A99	Open	30200-30299 30300-30499 30500-30699 30700-30799 30800-30999 31000-31499 31500-31599 31600-31899	302A00-302A99 303A00-304A99 305A00-306A99 307A00-307A99 308A00-309A99 310A00-314A99 315A00-315A99 316A00-318A99	29700-29799 29800-29999 70300000-7030199	297A00-297A99 298A00-299A99 70300A00-70301A99
06000-06199	060A00-061A99	Open	32400-32499 32500-39999 7040000-7040099	324A00-324A99 325A00-399A99 70400A00-70400A99	29900-29999 299A00-299A99	299A00-299A99 299A00-299A99
06200-09999	062A00-099A99	Open	40100-40199 40200-40299 40300-40399 40400-40499 40500-40599 40600-40699 40700-40799 40800-40899 40900-40999 41000-41099 41100-41199	401A00-401A99 402A00-402A99 403A00-403A99 404A00-404A99 405A00-405A99 406A00-406A99 407A00-407A99 408A00-408A99 409A00-409A99 410A00-410A99 411A00-411A99	06200-09999	062A00-099A99
*7010000-7010099	70100A00-70100A99	Floor Assembly Floor Side Member Assy. Floor Cross Sill Assy. Under Body Assy Floor Pan Assembly Floor Pan Silencers & Pads Floor Board Assy. Open Floor Board Riser	32900-32999 33000-33099 33100-33199 33200-33299 33300-33399 33400-33499 33500-33599 33600-33799 33800-33899 33900-33999 34000-34099 34100-34199 34200-34299 34300-34399 34400-34499 34500-34599 34600-34699 34700-34799	329A00-329A99 330A00-330A99 331A00-331A99 332A00-332A99 333A00-333A99 334A00-334A99 335A00-335A99 336A00-337A99 338A00-338A99 339A00-339A99 340A00-340A99 341A00-341A99 342A00-342A99 343A00-343A99 344A00-344A99 345A00-345A99 346A00-346A99 347A00-347A99	7020000-7020099	70200A00-70200A99
12100-12299	121A00-122A99	Floor Trans. Cover Dust Sealer	41200-41299 41300-41399	412A00-412A99 413A00-413A99	12300-12599 12600-12699 12700-12999 13000-13199 13200-13299 13300-13499 13500-13599 13600-13799 14000-14099 14100-14199 14200-14299 14300-19999	123A00-125A99 126A00-126A99 127A00-129A99 130A00-131A99 132A00-132A99 133A00-134A99 135A00-135A99 136A00-137A99 140A00-140A99 141A00-141A99 142A00-142A99 143A00-199A99
12300-12599	123A00-125A99	Open	41400-41599 41600-41699 41700-41899 41900-41999 42000-42199 42200-42299 42300-42499 42500-42599 42600-42699 42700-42899	414A00-415A99 416A00-416A99 417A00-418A99 419A00-419A99 420A00-421A99 422A00-422A99 423A00-424A99 425A00-425A99 426A00-426A99 427A00-428A99	12900-12999 13000-13099 13100-13199 13200-13299 13300-13399 13400-13499 13500-13599 13600-13799 14000-14099 14100-14199 14200-14299 14300-19999	129A00-129A99 130A00-130A99 131A00-131A99 132A00-132A99 133A00-133A99 134A00-134A99 135A00-135A99 136A00-137A99 140A00-140A99 141A00-141A99 142A00-142A99 143A00-199A99
12600-12699	126A00-126A99	Floor Skid Strip	42900-42999	429A00-429A99	14400-14999	144A00-149A99
12700-12999	127A00-129A99	Open	43200-43299	432A00-432A99	15000-15099	150A00-150A99
13000-13199	130A00-131A99	Floor Mat & Carpet	43300-43399	433A00-433A99	15100-15199	151A00-151A99
13200-13299	132A00-132A99	Floor Scuff Plate	43400-43499	434A00-434A99	15200-15299	152A00-152A99
13300-13499	133A00-134A99	Open	43500-43599	435A00-435A99	15300-15399	153A00-153A99
13500-13599	135A00-135A99	Floor Tool Box	43600-43699	436A00-436A99	15400-15499	154A00-154A99
13600-13799	136A00-137A99	Open	43700-43799	437A00-437A99	15500-15599	155A00-155A99
14000-14099	140A00-140A99	Member Assy.—Body Side Front	43800-43899	438A00-438A99	15600-15699	156A00-156A99
14100-14199	141A00-141A99	Member Assy.—Body Side Rear	43900-43999	439A00-439A99	15700-15799	157A00-157A99
14200-14299	142A00-142A99	Sill Assy.—Floor Pan Cross Front	44000-44099	440A00-440A99	15800-15899	158A00-158A99
14300-19999	143A00-199A99	Open	44100-44199	441A00-441A99	15900-15999	159A00-159A99
*7020000-7020099	70200A00-70200A99	Body Side Assembly	44200-44299	442A00-442A99	16000-16099	160A00-160A99
20100-20199	201A00-201A99	Front Door	44300-44399	443A00-443A99	16100-16199	161A00-161A99
20200-20399	202A00-203A99	Front Door Panel	44400-44499	444A00-444A99	16200-16299	162A00-162A99
20400-20499	204A00-204A99	Front Door Pillar	44500-44599	445A00-445A99	16300-16399	163A00-163A99
20500-20699	205A00-206A99	Front Door Header	44600-44699	446A00-446A99	16400-16499	164A00-164A99
20700-20799	207A00-207A99	Front Door Bottom	44700-44799	447A00-447A99	16500-16599	165A00-165A99
20800-21099	208A00-210A99	Front Door Garnish Mldg. & Mldgs.	44800-44899	448A00-448A99	16600-16699	166A00-166A99
21100-21299	211A00-212A99	Front Door Reinf.	44900-44999	449A00-449A99	16700-16799	167A00-167A99
21300-21399	213A00-213A99	Open	45000-45099	450A00-450A99	16800-16899	168A00-168A99
21400-21799	214A00-217A99	Front Door Glass	45100-45199	451A00-451A99	16900-16999	169A00-169A99
21800-22199	218A00-221A99	Front Door Lock	45200-45299	452A00-452A99	17000-17099	170A00-170A99
22200-22399	222A00-223A99	Front Door—Glass Frame	45300-45399	453A00-453A99	17100-17199	171A00-171A99
22400-22499	224A00-224A99	Front Door Handles	45400-45499	454A00-454A99	17200-17299	172A00-172A99
22500-22599	225A00-225A99	Open	45500-45599	455A00-455A99	17300-17399	173A00-173A99
22600-22699	226A00-226A99	Front Door Handles—Inside	45600-45699	456A00-456A99	17400-17499	174A00-174A99
22700-22799	227A00-227A99	Open	45700-45799	457A00-457A99	17500-17599	175A00-175A99
22800-22899	228A00-228A99	Front Door Hinge	45800-45899	458A00-458A99	17600-17699	176A00-176A99
22900-22999	229A00-229A99	Front Door Ventilating Window	45900-45999	459A00-459A99	17700-17799	177A00-177A99
23000-23099	230A00-230A99	Front Door Dovetail	46000-46099	460A00-460A99	17800-17899	178A00-178A99
23100-23399	231A00-233A99	Front Door Regulator	46100-46199	461A00-461A99	17900-17999	179A00-179A99
23400-23499	234A00-234A99	Front Door Window Regulator	46200-46299	462A00-462A99	18000-18099	180A00-180A99
23500-23599	235A00-235A99	Front Door Check	46300-46399	463A00-463A99	18100-18199	181A00-181A99
23600-23699	236A00-236A99	Open	46400-46499	464A00-464A99	18200-18299	182A00-182A99
23700-23999	237A00-239A99	Front Door Trim	46500-46599	465A00-465A99	18300-18399	183A00-183A99
24000-24199	240A00-241A99	Front Door Arm Rest	46600-46699	466A00-466A99	18400-18499	184A00-184A99
24200-24299	242A00-242A99	Hydraulic Window Operating	46700-46799	467A00-467A99	18500-18599	185A00-185A99
24300-24599	243A00-245A99	Center Pillar Assy.	46800-46899	468A00-468A99	18600-18699	186A00-186A99
24600-24699	246A00-246A99	Rear Door Assy.	46900-46999	469A00-469A99	18700-18799	187A00-187A99
24700-24999	247A00-249A99	Rear Door Panels	47000-47099	470A00-470A99	18800-18899	188A00-188A99
24800-24899	248A00-248A99	Open	47100-47199	471A00-471A99	18900-18999	189A00-189A99
24900-24999	249A00-249A99	Open	47200-47299	472A00-472A99	19000-19099	190A00-190A99
25000-25099	250A00-250A99	Open	47300-47399	473A00-473A99	19100-19199	191A00-191A99
25100-25299	251A00-252A99	Open	47400-47499	474A00-474A99	19200-19299	192A00-192A99
25300-25399	253A00-253A99	Open	47500-47599	475A00-475A99	19300-19399	193A00-193A99
25400-25699	254A00-256A99	Open	47600-47699	476A00-476A99	19400-19499	194A00-194A99
25700-25899	257A00-258A99	Open	47700-47799	477A00-477A99	19500-19599	195A00-195A99
25900-25999	259A00-259A99	Open	47800-47899	478A00-478A99	19600-19699	196A00-196A99
26000-26199	260A00-261A99	Open	47900-47999	479A00-479A99	19700-19799	197A00-197A99
26200-26399	262A00-263A99	Open	48000-48099	480A00-480A99	19800-19899	198A00-198A99
26400-26599	264A00-265A99	Open	48100-48199	481A00-481A99	19900-19999	199A00-199A99
26600-26699	266A00-266A99	Open	48200-48299	482A00-482A99	20000-20099	200A00-200A99
26700-26799	267A00-267A99	Open	48300-48399	483A00-483A99	20100-20199	201A00-201A99
26800-26899	268A00-268A99	Open	48400-48499	484A00-484A99	20200-20299	202A00-202A99
26900-26999	269A00-269A99	Open	48500-48599	485A00-485A99	20300-20399	203A00-203A99
27000-27199	270A00-271A99	Open	48600-48699	486A00-486A99	20400-20499	204A00-204A99
27100-27199	271A00-271A99	Open	48700-48799	487A00-487A99	20500-20599	205A00-205A99
27200-27299	272A00-272A99	Open	48800-48899	488A00-488A99	20600-20699	206A00-206A99
27300-27399	273A00-273A99	Open	48900-48999	489A00-489A99	20700-20799	207A00-207A99
27400-27699	274A00-276A99	Open	49000-49099	490A00-490A99	20800-20899	208A00-208A99
27700-27799	277A00-277A99	Open	49100-49199	491A00-491A99	20900-20999	209A00-209A99
27800-28099	278A00-280A99	Open	49200-49299	492A00-492A99	21000-21099	210A00-210A99
28100-28399	281A00-283A99	Open	49300-49399	493A00-493A99	21100-21199	211A00-211A99
28400-28499	284A00-284A99	Open	49400-49499	494A00-494A99	21200-21299	212A00-21

BODY BASIC NUMBERS AND CORRESPONDING FUNCTIONS (Continued)

BASIC PART NO. SERIES	BASIC SERIES EXPANSION	PARTS WHICH QUALIFY BY FUNCTIONAL AREA	BASIC PART NO. SERIES	BASIC SERIES EXPANSION	PARTS WHICH QUALIFY BY FUNCTIONAL AREA
43000-43099	430A00-430A99	Tail Gate Hinge Assy. Back Door Lock Assy. Tail Gate Lock Assy. Luggage Compt. Lock Assy. Back Door Handle Assembly Luggage Compt. Locking Handle Back Door Weatherstrip Luggage Compt., Bumper & Weatherstrip Tail Gate Bumper & Dowel Back Window Regulator Assy. Back Door Check Assy. Luggage Compt. Lid Support--Clamp Open Tail Gate Support	54900-54999	549A00-549A99	Roof Ventilator
43100-43149	431A00-431A49		55000-55199	550A00-551A99	Top Luggage Carrier
43150-43199	431A50-431A99		55200-55999	552A00-559A99	Open
43200-43399	432A00-433A99		7060000-7060024	70600A00-70600A24	Front Seat Assy. Compt. Less Trim
43400-43499	434A00-434A99		60025-60049	600A25-600A49	Rear Seat Assy.—Opera Seat Assy.
43500-43699	435A00-436A99		60050-60074	600A50-600A74	Front Seat Assy.
43700-43799	437A00-437A99		60075-60099	600A75-600A99	Rear Seat Cushion Assy.
43800-43899	438A00-438A99		60100-60124	601A00-601A24	Driver's Seat Adjustment
43900-43999	439A00-439A99		60125-60199	601A25-601A99	Rear Seat Back Assy.—Deck Seat Back Assy.
44000-44099	440A00-440A99		60200-60299	602A00-602A99	Driver's Seat Back Assy. Comp.
44100-44199	441A00-441A99		60300-60499	603A00-604A99	Front Seat Cushion Frame Assy.
44200-44299	442A00-442A99		60500-60799	605A00-607A99	Rear Seat Cushion Framing
44300-44399	443A00-443A99		60800-60999	608A00-609A99	Aux. Seat Cushion Framing
44400-44599	444A00-445A99		61000-61299	610A00-612A99	Opera Seat Cushion Framing Driver's Seat Cushion Framing Front Seat Back Framing
44600-44699	446A00-446A99	Back Reinf. Brackets Back Door Reinf. Luggage Compt. Opening Reinf. Tail Gate Reinforcement Luggage Compt. Drain Trough, Back Trim Back Curtain Luggage Compt. Trim Luggage Tool Compt. Luggage Compt. Partition Board Luggage Compt. Shelf Board Luggage Compt. Lamp Assy. Luggage Compartment Package Compt. Tool Compt. Deck Step	61300-61399	613A00-613A99	Rear Seat Back Frame
44700-44799	447A00-447A99		61400-61499	614A00-614A99	Rear Seat Side Pillar—Front Seat Side Board
44800-44999	448A00-449A99		61500-61599	615A00-615A99	Rear Seat Side Panel
45000-45099	450A00-450A99		61600-61699	616A00-616A99	Front Seat Back Panel
45100-45199	451A00-451A99		61700-61899	617A00-618A99	Front Seat Adjusting
45200-45299	452A00-452A99		61900-62099	619A00-620A99	Driver's Seat Adjustment
45300-45399	453A00-453A99		62100-62299	621A00-622A99	Front Seat Back Reinf.
45400-45599	454A00-455A99		62300-62399	623A00-623A99	Driver's Back Reinf.
45600-45699	456A00-456A99		62400-62499	624A00-624A99	Rear Seat Back Reinf.
45700-45799	457A00-457A99		62500-62599	625A00-625A99	Driver & Passenger Seat Support
45800-45899	458A00-458A99		62600-62799	626A00-627A99	Rear Seat Legs
45900-45999	459A00-459A99		62800-62899	628A00-628A99	Front Seat Floor Rest Toe Guard
46000-46099	460A00-460A99		62900-63199	629A00-631A99	Front Seat Back Robe Cord Front Seat Back Ash Receptacle Front Seat Cushion Cover—Center Seat Opera Seat Cushion
46100-46199	461A00-461A99		Back Door Trim Luggage Compt. Trim Package Tray Spare Wheel Compartment Open Rear Rack Assy. Open Roof Assy. Top Assy. Roof Panel Assy. Top Slat Iron Top Operating Mechanism Roof Reinf. Retainers Roof Rail Assembly Top Bow Assy. & Dome Lamp--Brkts. & Att. Parts	63100-63199	631A00-631A99
46200-46299	462A00-462A99	63200-63299		632A00-632A99	Seat Cushion Pad
46300-46399	463A00-463A99	63300-63399		633A00-633A99	Seat Cushion Facing
46400-46499	464A00-464A99	63400-63499		634A00-634A99	Seat Cushion End Pipe
46500-46599	465A00-465A99	63500-63599		635A00-635A99	Cushion Button
47000-47299	470A00-472A99	63600-63699		636A00-636A99	Seat Cushion Welt Binding
47300-47999	473A00-479A99	63700-63799		637A00-637A99	Front Seat Side Carpet
48000-48099	480A00-480A99	63800-63899		638A00-638A99	Rear Seat Cushion Cover
48100-49999	481A00-499A99	64000-64099		640A00-640A99	Deck Seat Cushion Cover
7050000-7050099	70500A00-70500A99	64200-64399		642A00-643A99	Driver's Seat Rear Cover
50100-50199	501A00-501A99	64400-64599		644A00-645A99	Partition Window Operating Mech.
50200-50299	502A00-502A99	64600-64699		646A00-646A99	Front Seat Back Cushion Cover
50300-50599	503A00-505A99				Seat Back & Pad Assy.
50600-50799	506A00-507A99				Seat Back Division Frame
50800-51299	508A00-512A99				
51300-51399	513A00-513A99				
51400-51599	514A00-515A99				
51600-51699	516A00-516A99	64700-64799	647A00-647A99	Front Seat Back Spring—Center Seat	
51700-51799	517A00-517A99	64800-64899	648A00-648A99	Front Seat Back Pad	
51800-51899	518A00-518A99	64900-64999	649A00-649A99	Front Seat Back Cardboard	
51900-51999	519A00-519A99			Opera Seat Cardboard Cover	
52100-52299	521A00-522A99			Etc., Center Seat	
52300-52399	523A00-523A99	65000-65099	650A00-650A99	Front Seat Back Facing	
52400-52499	524A00-524A99	65100-65199	651A00-651A99	Front Seat Back Trim Rail	
52500-52599	525A00-525A99	65200-65299	652A00-652A99	Front Seat Back Cushion Welt & Mldg.	
52600-52699	526A00-526A99	65300-65399	653A00-653A99	Front Seat Back Wadding	
52700-52999	527A00-529A99	65400-65499	654A00-654A99	Front Seat Back Misc. Trim—Hassock Assy.	
53000-53099	530A00-530A99	65500-65599	655A00-655A99	Front Seat Back Bellows	
53100-53199	531A00-531A99	65600-65999	656A00-659A99	Open	
53200-53299	532A00-532A99	66000-66099	660A00-660A99	Pedestal Seat	
53300-53399	533A00-533A99	66100-66599	661A00-665A99	Open	
53400-53499	534A00-534A99	66600-66699	666A00-666A99	Rear Seat Back Cover Deck Seat Back Cover	
53500-53599	535A00-535A99	66700-66799	667A00-667A99	Rear Seat Back Spring	
53600-53699	536A00-536A99	66800-66899	668A00-668A99	Deck Seat Back Spring	
53700-53799	537A00-537A99	66900-66999	669A00-669A99	Rear Seat Back Pad	
53800-53899	538A00-538A99	67000-67099	670A00-670A99	Deck Seat Back Pad	
53900-54199	539A00-541A99	67100-67199	671A00-671A99	Rear Seat Cardboard	
54200-54299	542A00-542A99	67200-67299	672A00-672A99	Rear Seat Back Facing	
54300-54399	543A00-543A99	67300-67399	673A00-673A99	Rear Seat Back Center Arm Rest Cover	
54400-54499	544A00-544A99	67400-67599	674A00-675A99	Rear Seat Arm Rest	
54500-54599	545A00-545A99			Rear Seat Silencer	
54600-54699	546A00-546A99			Rear Seat Heelboard	
54700-54799	547A00-547A99				
54800-54899	548A00-548A99				

IMPORTANT: AS EACH INDIVIDUAL EXPANSION SERIES BECOMES EXHAUSTED OF NUMBERS, ANOTHER SERIES WILL BE ESTABLISHED BY USE OF THE NEXT ALPHABETICAL EXPANSION LETTER SUCH AS "B" THRU "Z".

TYPICAL PATENT PLATE - thru 1959

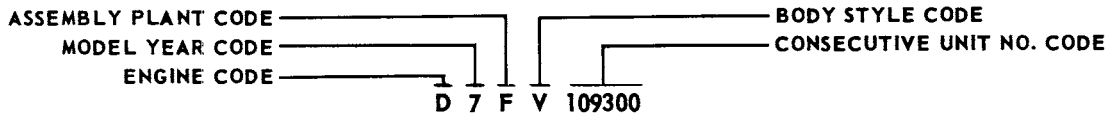
The Patent Plate is located on the left front body pillar on all passenger and Thunderbird models.

The following diagram of the Patent Plate specifies, in the Serial Number: the Engine Type, Model Year, Plant which assembled the car, Body Style and numerical sequence of assembly.

Indicated in the body specifications are the Body Type, Exterior Paint Color, Trim Scheme, Production Date, Transmission Type and Rear Axle Ratio.

IMPORTANT Always furnish appropriate Patent Plate information and DSO number if applicable when ordering parts not listed in the Catalog.

PATENT PLATE DIAGRAM



Serial Number (D7FV109300)


"D" -- 8 cyl. OHV Engine -- 312 cu. in. disp. -- 4-venturi carb.

"7" -- 1957 Model

"F" -- Assembled at Dearborn Plant

"V" -- Victoria body style -- Fairlane or Fairlane "500"

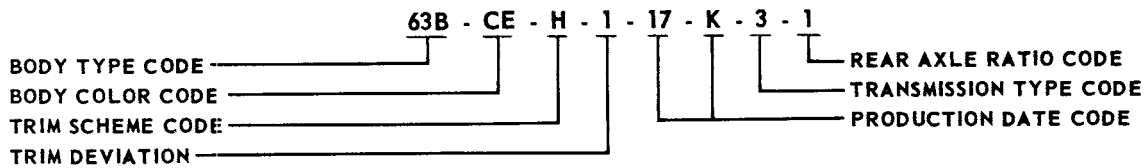
"109300" -- Nine thousand, three hundredth car assembled.

SERIAL	NUMBER	MADE IN				REG. U. S.
D7FV	109300	U.S.A. BY				PAT. OFF.
BODY	COLOR	TRIM	DATE	TRANS	AXLE	
63B	CE	H-1	17K	3	1	

THIS VEHICLE IS CONSTRUCTED UNDER UNITED STATES LETTER PATENTS

2 270 122	2 590 719	2 628 833	2 677 572	2 708 594
2 290 927	2 612 829	2 631 894	2 677 574	2 726 894
2 310 416	2 617 681	2 639 938	2 698 012	

OTHER PATENTS PENDING



Style and Body Specifications (63B - CE - H - 1 - 17K - 3 - 1)

"63B" -- Victoria -- Fairlane Tudor

* "CE" -- Dresden Blue lower body, Colonial White upper body

"H" -- Colonial Vinyl and Blue Tropical-Leaf Fabric Bodycloth

"1" -- First Trim Deviation

"17" -- Seventeenth Day of Month

"K" -- Month of year -- October

"3" -- Fordomatic Transmission

"1" -- Rear Axle Ratio of 3.10 to 1.

* When vehicle is two-toned the lower body color code will appear first in the Paint Color Code space.

PATENT PLATE - CONTINUED

REAR AXLE RATIO CODES						MODEL YEAR CODES							
REAR AXLE RATIO	REGULAR 1955/59	LOCKING DIFF. 1959	REAR AXLE RATIO	REGULAR 1955/59	LOCKING DIFF. 1959	CODE	YEAR	CODE	YEAR	CODE	YEAR	CODE	YEAR
2.69 to 1	6	F	3.70 to 1	3	C	3	1953	5	1955	7	1957	9	1959
2.91 to 1	5	F	3.89 to 1	4	D	4	1954	6	1956	8	1958		
3.10 to 1	1	A	4.11 to 1	0									
3.56 to 1	2	B											

ASSEMBLY PLANT CODES					
CODE	ASSEMBLY PLANT	CODE	ASSEMBLY PLANT	CODE	ASSEMBLY PLANT
A	Atlanta	G	Chicago	M	Memphis
C	Chester	H	Lorain	N	Norfolk
D	Dallas	J	Los Angeles	P	Twin Cities
E	Mahwah	K	Kansas City	R	San Jose
F	Dearborn	L	Long Beach	S	Pilot Plant
				T	Metuchen
				U	Louisville
				W	Wayne
				Y	Wixom
				Z	St. Louis

TRANSMISSION TYPE CODES							
CODE	TRANSMISSION	CODE	TRANSMISSION				
1	3 Speed Manual Shift	C	Fordomatic (3-speed)				
2	Overdrive	5	4 Speed Manual Shift				
3	Fordomatic (2-speed)	6	Cruise-O-Matic				
4	Cruise-O-Matic		(3-speed dual range)				

MONTHS OF THE YEAR CODES								
MONTH	YEAR First Second		MONTH	YEAR First Second		MONTH	YEAR First Second	
January	A	N	May	E	S	September	J	W
February	B	P	June	F	T	October	K	X
March	C	Q	July	G	U	November	L	Y
April	D	R	August	H	V	December	M	Z

DISTRICT CODES

CODE	DISTRICT	CODE	DISTRICT	CODE	DISTRICT	CODE	DISTRICT	CODE	DISTRICT
11	Boston	23	Philadelphia	34	Indianapolis	45	Davenport	62	Houston
12	Buffalo	24	Jacksonville	35	Lansing	51	Denver	63	Memphis
13	New York	25	Richmond	36	Louisville	52	Des Moines	64	New Orleans
14	Pittsburgh	26	Washington	41	Chicago	53	Kansas City	65	Oklahoma City
15	Newark	31	Cincinnati	42	Fargo	54	Omaha	71	Los Angeles
21	Atlanta	32	Cleveland	43	Rockford	55	St. Louis	72	San Jose
22	Charlotte	33	Detroit	44	Twin Cities	61	Dallas	73	Salt Lake City
								74	Seattle
								81	Ford of Canada
								83	Government
								84	HOME OFFICE RESERVE
								85	AMERICAN RED CROSS
								89	TRANSPORTATION SERVICES
								90's	Export

ENGINE CODES and HORSEPOWER RATINGS

ENGINE Cyl.	C.I.D.	TYPE	1952/53		1954		1955		1956		1957		1958		1959	
			CODE	H.P.	CODE	H.P.	CODE	H.P.	CODE	H.P.	CODE	H.P.	CODE	H.P.	CODE	H.P.
6	215	OHV	A	101												
8	239	L-HEAD	P	110												
8	239	L-HEAD	B													
6	223	OHV			A	115	A	120	A	137	A	144				
8	239	OHV			U	130										
8	256	OHV			P	161										
8	272	OHV-2V, Carb. -Standard					U	162	U	173	B	190				
8	272	OHV-2V, Carb. -Automatic					U	162	U	176	B	190				
8	272	OHV-4V, Carb. -Automatic					M	182								
8	292	OHV-2V, Carb. -Standard									C	206				
8	292	OHV-2V, Carb. -Automatic									C	212				
8	292	OHV-4V, Carb. -Standard					P	193	M	200						
8	292	OHV-4V, Carb. -Automatic					P	198	M	202						
8	312	OHV-4V, Carb. -Standard							P	215	D	245				
8	312	OHV-4V, Carb. -Automatic							P	225	D	245				
8	312	OHV-4V, Carb. (Supercharger)									F	300				
8	312	OHV-8V, Carb. (Hi-Performance Special)									E	270				
8	312	OHV-8V, Carb. (Racing)									E	285				
6	223	OHV-1V.											A	145	A	145
8	292	OHV-2V, Carb. -Standard											C	205	C	200
8	292	OHV-2V, Carb. -Automatic											C	205		
8	332	OHV-2V, Carb.											B	240	B	225
8	332	OHV-4V, Carb. (Special)											G	265		
8	352	OHV-4V, Carb. (Power option)											H	300	H	300
8	361	OHV-4V, Carb. (Police)												303		
8	430	OHV-4V, Carb. -Automatic											J	375	J	375

PATENT PLATE - CONTINUED

BODY TYPE CODES

CODE		BODY TYPE	MODEL YEARS	CODE		BODY TYPE	MODEL YEARS
BODY TYPE	SERIES			BODY TYPE	SERIES		
FORD 1949 thru 1959							
51A		Fairlane "500" Hide-Away Hardtop	1957/58	71F		Station Wagon "Country Sedan" (6 passenger)	1959
51A		Galaxie Hide-Away Hardtop	1959	71G		Station Wagon "Country Squire" (9 passenger)	1959
54A		Galaxie Town Sedan	1959	71H		Fordor Ranch Wagon	1959
57A		Fairlane Fordor Victoria	1956	72A		Ford Club Coupe	1949
57A		Fairlane "500" Town Victoria	1957/59	72B		Ford Custom Club Coupe	1949
57B		Fairlane Town Victoria	1957/58	72B		Custom Deluxe Club Coupe	1950
58A		Fairlane Town Sedan	1957/59	72B		Custom Club Coupe	1951
58B		Fairlane "500" Town Sedan	1957/59	72B		Customline Club Coupe	1952/54
58E		Custom "300" Fordor Sedan	1959	72C		Ford Business Coupe	1949
59A		Mainline Ranch Wagon	1952/56	72C		Deluxe Business Coupe	1950/51
59A		Tudor Ranch Wagon	1957/58	72C		Mainline Business Coupe	1952/54
59B		Customline Ranch Wagon	1954/56	73A		Ford Fordor Sedan	1949
59B		Tudor Ranch Wagon "Del Rio"	1957/58	73A		Deluxe Fordor Sedan	1950/51
59C		Fairlane Ranch Wagon	1956	73A		Mainline Fordor Sedan	1952/56
59C		Tudor Ranch Wagon	1959	73A		Custom Fordor Sedan	1957
59D		Tudor Ranch Wagon "Country Sedan"	1959	73A		Custom "300" Fordor Sedan	1958
59E		Tudor Commercial Ranch Wagon "Courier"	1959	73A		Ford Custom Fordor Sedan	1949
60		Victoria	1950	73B		Custom Deluxe Fordor Sedan	1950
60B		Crestline Victoria	1952/54	73B		Custom Fordor Sedan	1951
60B		Fairlane Victoria	1955	73B		Customline Fordor Sedan	1952/56
60F		Crestline Skyliner	1954	73B		Custom "300" Fordor Sedan	1957
63A		Fairlane "500" Club Victoria	1957/59	73B		Custom "300" Fordor Sedan (optional Interior Trim)	1958
63B		Fairlane Club Victoria	1957/58	73C		Crestline Fordor Sedan	1954
64A		Fairlane Crown Victoria-Solid Top	1955/56	73C		Fairlane Town Sedan	1955/56
64A		Fairlane Club Sedan	1957/59	75A		Galaxie Town Victoria	1959
64B		Fairlane Crown Victoria-Transparent Top	1955/56	76B		Ford Custom Convertible Coupe	1949
64B		Fairlane "500" Club Sedan	1957/59	76B		Custom Deluxe Convertible Coupe	1950
64C		Fairlane Victoria	1956	76B		Custom Convertible Coupe	1951
64D		Customline Victoria	1956	76B		Crestline Convertible Coupe	1952/54
64F		Custom "300" Tudor Sedan	1959	76B		Fairlane Convertible Coupe	1955/56
64G		Custom "300" Business Tudor	1959	76B		Fairlane "500" Convertible Coupe	1957/58
64H		Galaxie Club Sedan	1959	76B		Galaxie Convertible Coupe (Sunliner)	1959
65A		Galaxie Club Victoria	1959	78A		Sedan Delivery	1952/58
66A		Ranchero	1957/59	79		Ford Custom Station Wagon	1949
66B		Ranchero	1957/58	79		Custom Deluxe Station Wagon	1950
66C		Ranchero	1959	79		Custom Station Wagon "Country Squire"	1950/51
70A		Ford Tudor Sedan	1949	79A		Fordor Ranch Wagon	1958
70A		Deluxe Tudor Sedan	1950/51	79B		Customline Station Wagon "Country Sedan"	1952/55
70A		Mainline Tudor Sedan	1952/56	79B		Customline Station Wagon "Country Sedan" (6 passenger)	1955
70A		Custom Tudor Sedan	1957	79B		Fairlane Station Wagon "Country Sedan" (8 passenger)	1955/56
70A		Custom "300" Tudor Sedan	1958	79C		Crestline Station Wagon "Country Squire"	1952/55
70B		Ford Custom Tudor Sedan	1949	79C		Fairlane Station Wagon "Country Squire" (8 passenger)	1955/56
70B		Custom Deluxe Tudor Sedan	1950	79D		Customline Station Wagon "Country Sedan" (6 passenger)	1956
70B		Custom Tudor Sedan	1951	79D		Station Wagon "Country Sedan" (6 passenger)	1957/58
70B		Customline Tudor Sedan	1952/56	79E		Station Wagon "Country Squire" (9 passenger)	1957/58
70B		Custom "300" Tudor Sedan	1957				
70B		Custom "300" Tudor Sedan (optional Interior Trim)	1958				
70C		Fairlane Club Sedan	1955/56				
70D		Mainline Business Tudor	1955/56				
70D		Custom Business Tudor	1957				
70D		Custom "300" Business Tudor	1958				
71E		Station Wagon "Country Sedan" (9 passenger)	1959				

THUNDERBIRD 1955/59

40		Thunderbird Convertible	1955/57	S(76A)		Thunderbird Convertible	1958
S(63A)		Thunderbird Hard Top	1958	S(76A)	J	Thunderbird Convertible	1959
S(63A)	H	Thunderbird Hard Top	1959				

PATENT PLATE - CONTINUED
TRIM SCHEME CODES

CODE	TRIM SCHEME	CODE	TRIM SCHEME
1957			
A	Silver and Gray Shantung Vinyl and Gray Random Block Fabric	AJ	Colonial Vinyl and Red Silver-Shadow Fabric
E	Starmist Chain-Grain Vinyl and Blue Silver-Dash or Blue Flying-Dart Fabric	AN	Willow Chain-Grain Vinyl and Green Flying-Dart or Green Silver-Dash Fabric
F	Woodsmoke Chain-Grain Vinyl and Gray Silver-Dash or Gray Flying-Dart Fabric	AR	Blue Basket-Weave Fabric and Blue Sculptured Fabric
G	Doeskin Chain-Grain Vinyl and Brown Silver-Dash Fabric	AS	Green Basket-Weave Fabric and Green Sculptured Fabric
H	Colonial Vinyl and Blue Tropical-Leaf or Blue Silver-Shadow Fabric	AT	Raven Vinyl and Gold Ripple-Wave Fabric
J	Colonial Vinyl and Green Tropical-Leaf or Green Silver-Shadow Fabric	AU	Colonial Vinyl and Flame Embossed or Pleated Flame Vinyl
K	Colonial Vinyl and Gray Tropical-Leaf Fabric	AX	Doeskin Vinyl and Tan Sharkskin Woven Plastic
L	Colonial Vinyl and Brown Tropical-Leaf or Brown Silver-Shadow Fabric	AZ	Colonial Vinyl and Tan Silver-Tweed Woven or Tan Silver-Tweed Puff Woven Plastic
R	Gray Basket-Weave Fabric and Gray Sculptured Fabric	BC	Blue Airweave Vinyl
S	Brown Basket-Weave Fabric and Brown Sculptured Fabric	BD	Green Airweave Vinyl
T	Gold Basket-Weave Fabric and Black Sculptured Fabric	BE	Black Airweave Vinyl
U	Colonial Vinyl and Black Silver-Shadow Fabric	BF	Red Airweave Vinyl
X	Colonial Vinyl and Blue Silver Tweed Woven or Blue Silver Tweed Puff Woven Plastic	BG	Brown Airweave Vinyl
AA	Colonial Vinyl and Raven Embossed Vinyl		
AB	Colonial Vinyl and Dresden Embossed or Blue French Stitch Vinyl		THUNDERBIRD
AC	Colonial Vinyl and Cumberland Embossed or Pleated Cumberland Vinyl	XA	Pleated Raven Vinyl and Pleated Colonial Vinyl
		XH	Pleated Flame Vinyl
		XJ	Pleated Bronze Vinyl
		XK	Pleated Colonial Vinyl
		XL	Pleated Dresden Vinyl and Pleated Starmist Vinyl
		XM	Pleated Cumberland Vinyl and Pleated Willow Vinyl
1958			
A	Silver Shantung Vinyl and Silver Lattice-Pattern Fabric	Z	Colonial Sof-Textured Vinyl and Black Whipcord Embossed Vinyl
C	Blue Sof-Textured Vinyl and Blue Box-Striped Fabric or Blue Random-Block Patterned Fabric or Blue Royal Scot Tweed	AB	Beige Sof-Textured Vinyl and Shadow Pattern Woven Plastic
D	Green Sof-Textured Vinyl and Green Box Striped Fabric or Green Random-Block Patterned Fabric or Green Royal Scot Tweed	AC	Blue Sof-Textured Vinyl and Blue Basket Weave Plastic or Blue Thong Patterned Plasti-Fab
E	Gray Sof-Textured Vinyl and Gray Box-Striped Fabric or Gray Random-Block Patterned Fabric	AH	Beige Sof-Textured Vinyl and Brown Basket Weave Plastic or Brown Thong Patterned Plasti-Fab
F	Beige Sof-Textured Vinyl and Brown Random-Block Patterned Fabric or Brown Royal Scot Tweed	AJ	Gray Shadow-Block Patterned and Gray Damask Cloth
G	Colonial Sof-Textured Vinyl and Black Random-Block Patterned Fabric or Black Royal Scot Tweed	AK	Colonial Sof-Textured Vinyl and Gulfstream Royal Scot Tweed
H	Colonial Sof-Textured Vinyl and Palomino Royal Scot Tweed	AL	Colonial Sof-Textured Vinyl and Gulfstream Whipcord Embossed Vinyl
J	Blue Shadow-Block Patterned and Blue Damask Cloth	AM	Gold Sof-Textured Vinyl and Black Royal Scot Tweed
K	Green Shadow-Block Patterned and Green Damask Cloth	*CZ	Blue Sof-Textured Vinyl and Blue Random-Block Patterned Fabric
L	Brown Shadow-Block Patterned and Brown Damask Cloth	*DZ	Green Sof-Textured Vinyl and Green Random-Block Patterned Fabric
R	Black Shadow-Block Patterned and Gold Damask Cloth	*EZ	Gray Sof-Textured Vinyl and Gray Random-Block Patterned Fabric
S	Colonial Sof-Textured Vinyl and Red Royal Scot Tweed		
U	Blue Sof-Textured Vinyl and Blue Whipcord Embossed Vinyl or Blue Embossed-Stitch Vinyl		THUNDERBIRD
V	Green Sof-Textured Vinyl and Green Whipcord Embossed Vinyl or Green Sof-Textured Vinyl	XA	Blue Sof-Textured Vinyl and Blue Highland Tweed
X	Colonial Sof-Textured Vinyl and Palomino Whipcord Embossed Vinyl	XB	Green Sof-Textured Vinyl and Green Highland Tweed
Y	Colonial Sof-Textured Vinyl and Red Whipcord Embossed Vinyl or Red Sof-Textured Vinyl	XC	Black Sof-Textured Vinyl and Black Highland Tweed
		XE	Blue and White Sof-Textured Vinyl
		XF	Green and White Sof-Textured Vinyl
		XG	Red and White Sof-Textured Vinyl
		XH	Black and White Sof-Textured Vinyl
		XK	Gulfstream Sof-Textured Vinyl and Gulfstream Highland Tweed
		XL	Palomino and White Sof-Textured Vinyl
		XM	Gulfstream and White Sof-Textured Vinyl

* Used on Body Types 70B and 73B after May 9, 1958

PATENT PLATE - CONTINUED
TRIM SCHEME CODES

1959

CODE	TRIM SCHEME	CODE	TRIM SCHEME
02	Blue Ribbed Vinyl Bolster and Blue Random Block Fabric	57	Radiant Colonial White Sof-Textured Vinyl Bolster and Torch Red Striped Nub Fabric with Silver Strand
03	Green Ribbed Vinyl Bolster and Green Random Block Fabric	58	Radiant Colonial White Sof-Textured Vinyl Bolster and Torch Red Shantung Pattern Vinyl
07	Blue Tweedweave Fabric Bolster and Blue Linen-Pattern Cloth with Silver Fleck	59	Medium Blue Shantung Vinyl
08	Green Tweedweave Fabric Bolster and Green Linen-Pattern Cloth with Silver Fleck	60	Medium Brown Shantung Vinyl
09	Bronze Tweedweave Fabric Bolster and Bronze Linen-Pattern Cloth with Silver Fleck	024	Radiant Blue Sof-Textured Vinyl Bolster and Blue Shadowweave Fabric
10	Gray Tweedweave Fabric Bolster and Gray Linen-Pattern Cloth with Silver Fleck	032	Radiant Green Sof-Textured Vinyl Bolster and Green Shadowweave Fabric
11	Turquoise Tweedweave Fabric Bolster and Turquoise Linen-Pattern Cloth with Silver Fleck	111	Turquoise Tweedweave Fabric Bolster and Turquoise Linen-Pattern Cloth with Silver Fleck
12	Gray Tweedweave Fabric Bolster and Gold Linen-Pattern Cloth with Silver Fleck	121	Gray Tweedweave Fabric Bolster and Gold Linen-Pattern Cloth with Silver Fleck
25	Blue Sof-Textured Vinyl Bolster and Blue Lattice Pattern Plasti-Fab Weave	296	Radiant Silver Sof-Textured Vinyl Bolster and Gunsmoke Shadowweave Fabric
26	Fawn Sof-Textured Vinyl Bolster and Bamboo Pattern Vinyl	301	Blue Tweedweave Fabric Bolster and Blue Linen-Pattern Cloth with Silver Fleck
29	Gunsmoke Ribbed Vinyl Bolster and Gunsmoke Random Block Fabric	302	Radiant Blue Sof-Textured Vinyl Bolster and Blue Striped Nub Fabric with Silver Strand
30	Radiant Blue Sof-Textured Vinyl Bolster and Blue Shadowweave Fabric	311	Green Tweedweave Fabric Bolster and Green Linen-Pattern Cloth with Silver Fleck
30	Radiant Blue Sof-Textured Vinyl Bolster and Blue Striped Nub Fabric with Silver Strand	312	Radiant Green Sof-Textured Vinyl Bolster and Green Striped Nub Fabric with Silver Strand
31	Radiant Green Sof-Textured Vinyl Bolster and Green Shadowweave Fabric	323	Gray Tweedweave Fabric Bolster and Gray Linen-Pattern Cloth with Silver Fleck
31	Radiant Green Sof-Textured Vinyl Bolster and Green Striped Nub Fabric with Silver Strand	331	Bronze Tweedweave Fabric Bolster and Bronze Linen-Pattern Cloth with Silver Fleck
32	Radiant Silver Sof-Textured Vinyl Bolster and Gunsmoke Shadowweave Fabric	331	Radiant Bronze Sof-Textured Vinyl Bolster and Bronze Shadowweave Fabric
33	Radiant Bronze Sof-Textured Vinyl Bolster and Bronze Shadowweave Fabric	332	Radiant Bronze Sof-Textured Vinyl Bolster and Bronze Striped Nub Fabric with Silver Strand
33	Radiant Bronze Sof-Textured Vinyl Bolster and Bronze Striped Nub Fabric with Silver Strand	341	Radiant Turquoise Sof-Textured Vinyl Bolster and Turquoise Striped Nub Fabric with Silver Strand
34	Radiant Turquoise Sof-Textured Vinyl Bolster and Turquoise Striped Nub Fabric with Silver Strand	371	Radiant Colonial White Sof-Textured Vinyl Bolster and Geranium Striped Nub Fabric with Silver Strand
37	Radiant Colonial White Sof-Textured Vinyl Bolster and Geranium Striped Nub Fabric with Silver Strand	381	Radiant Gold Sof-Textured Vinyl Bolster and Raven Striped Nub Fabric with Silver Strand
38	Radiant Gold Sof-Textured Vinyl Bolster and Raven Striped Nub Fabric with Silver Strand	571	Radiant Colonial White Sof-Textured Vinyl Bolster and Torch Red Striped Nub Fabric with Silver Strand
39	Radiant Blue Sof-Textured Vinyl Bolster and Blue Shantung Pattern Vinyl	THUNDERBIRD	
40	Radiant Green Sof-Textured Vinyl Bolster and Green Shantung Pattern Vinyl	1X	Blue Sof-Textured Vinyl Bolster and Blue Nylon Check Fabric with Silver Strand
45	Radiant Green-Sof Textured Vinyl Bolster and Green Thong Pattern Plasti-Fab Weave with Gold Strand	2X	Green Sof-Textured Vinyl Bolster and Green Nylon Check Fabric with Silver Strand
46	Radiant Colonial White Sof-Textured Vinyl Bolster & Red Thong Pattern Plasti-Fab Weave with Gold Strand	3X	Turquoise Sof-Textured Vinyl Bolster and Turquoise Nylon Check Fabric with Silver Strand
47	Radiant Bronze Sof-Textured Vinyl Bolster and Bronze Shantung Pattern Vinyl	4X	Raven Sof-Textured Vinyl Bolster and Raven and White Nylon Check Fabric with Silver Strand
48	Radiant Geranium Sof-Textured Vinyl Bolster and Raven Striped Nub Fabric with Silver Strand	5X	Blue Sof-Textured Vinyl Bolster and Blue Sof-Textured Vinyl
49	Radiant Blue Sof-Textured Vinyl Bolster and Radiant Blue Pleated Sof-Textured Vinyl	6X	Green Sof-Textured Vinyl Bolster and Colonial White Sof-Textured Vinyl
51	Radiant Turquoise Sof-Textured Vinyl Bolster and Radiant Turquoise Pleated Sof-Textured Vinyl	7X	Turquoise Sof-Textured Vinyl Bolster and Colonial White Sof-Textured Vinyl
52	Radiant Gold Sof-Textured Vinyl Bolster and Raven Pleated Sof-Textured Vinyl	8X	Raven Sof-Textured Vinyl Bolster and Colonial White Sof-Textured Vinyl
53	Radiant Geranium Sof-Textured Vinyl Bolster and Raven Pleated Sof-Textured Vinyl	9X	Torch Red Sof-Textured Vinyl Bolster and Colonial White Sof-Textured Vinyl
55	Torch Red Sof-Textured Vinyl Bolster and Raven Pleated Sof-Textured Vinyl	1Y	Raven Genuine Top Grain Leather
56	Torch Red Sof-Textured Vinyl Bolster and Raven Striped Nub Fabric with Silver Strand	2Y	Hickory Tan Genuine Top Grain Leather
		3Y	Turquoise Genuine Top Grain Leather
		4Y	Torch Red Genuine Top Grain Leather
		5Y	Hickory Tan Sof-Textured Vinyl Bolster and Colonial White Sof-Textured Vinyl

PATENT PLATE - CONTINUED

EXTERIOR PAINT BODY COLOR CODES - Solid Colors

CODE	PART NUMBER	COLOR	CODE	PART NUMBER	COLOR
1952					
A	M-1724	Raven Black	J	M-14200	Hawaiian Bronze
B	M-14285	Sheridan Blue	K	M-2J-16	Sandpiper Tan
C	M-14448	Alpine Blue	L	M-2J-68	Sungate Ivory
D	M-2J-64	Woodsmoke Gray	M	M-1722	Coral Flame Red
E	M-2J-65	Shannon Green Metallic	N	M-14283	Meadow Green
F	M-2J-67	Meadowbrook Green	P		Prime
G	M-2J-66	Glenmist Green	SS		Special Paints
H	M-2J-43	Carnival Red			

1953					
A	M-1724	Raven Black	J	M-2J-188	Polynesian Bronze Metallic
B	M-14285	Sheridan Blue	K	M-2J-16	Sandpiper Tan
C	M-2J-184	Glacier Blue	L	M-2J-68	Sungate Ivory
D	M-2J-64	Woodsmoke Gray	M	M-2J-175	Coral Flame Red (Non-Bleeding)
E	M-2J-185	Timberline Green Metallic		M-1722	Coral Flame Red (Special)
F	M-2J-186	Fernmist Green	P	M-4415	Prime
G	M-2J-187	Seafoam Green	S	M-2J-221	Flamingo Red
H	M-2J-43	Carnival Red Metallic	SS		Special Paints

1954					
A	M-1724	Raven Black	J	M-2J-259	Lancer Maroon Metallic
B	M-14285	Sheridan Blue	L	M-2J-261	Sandalwood Tan
C	M-2J-253	Cadet Blue Metallic	M	M-2J-273	Sandstone White
D	M-2J-184	Glacier Blue	N	M-2J-175	Torch Red
E	M-2J-238	Dovetone Gray	R	M-2J-263	Cameo Coral
F	M-2J-256	Highland Green Metallic	P	M-4415	Prime
G	M-2J-257	Killarney Green Metallic	SS		Special Paints
H	M-2J-258	Sea Haze Green	V	M-2J-358	Golden Rod Yellow

1955					
A	M-1724	Raven Black	K	M-2J-357	Buckskin Brown
B	M-2J-346	Banner Blue	M	M-2J-353	Regency Purple
C	M-2J-347	Aquatone Blue	R	M-2J-175	Torch Red
D	M-2J-355	Waterfall Blue	T	M-2J-359	Thunderbird Blue (Skyhaze Green)
E	M-2J-354	Snowshoe White	V	M-2J-358	Goldenrod Yellow
F	M-2J-348	Pine Tree Green	W	M-2J-352	Tropical Rose
G	M-2J-349	Sea Sprite Green	P		Prime
H	M-2J-350	Neptune Green	S		Special

PATENT PLATE - CONTINUED

EXTERIOR PAINT BODY COLOR CODES - Solid Colors

CODE	PART NUMBER	COLOR	CODE	PART NUMBER	COLOR
1956					
A	M-1724	Raven Black	J	M-2J-528	Buckskin Tan
B	M-2J-521	Nocturne Blue	K	M-2J-530	Fiesta Red
C	M-2J-529	Bermuda Blue	L	M-2J-534	Peacock Blue
D	M-2J-523	Diamond Blue	M	M-2J-531	Goldenglow Yellow
E	M-2J-524	Colonial White	N	M-2J-533	Mandarin Orange
F	M-2J-525	Pine Ridge Green	P		Prime
G	M-2J-527	Meadowmist Green	S		Special
H	M-2J-532	Platinum Gray			

1957					
A	M-1724	Raven Black	P		Prime
C	M-1J-834	Dresden Blue	Q	M-1J-706	Thunderbird Bronze
E	M-2J-524	Colonial White	S		Special
F	M-1J-633	Starmist Blue	T	M-1J-756	Woodsmoke Gray
G	M-1J-755	Cumberland Green	V	M-1J-640	Flame Red
J	M-1J-747	Willow Green	X	M-1J-835	Dusk Rose
K	M-1J-841	Dark Brown (Special)	Y	M-1J-641	Inca Gold
L	M-1J-748	Doeskin Tan	Z	M-1J-642	Coral Sand
N	M-1J-757	Gunmetal Gray			
D	M-1J-871	Silver Mocha			

1958					
A	M-1724	Raven Black	M	M-1J-900	Gulfstream Blue
B	M-1J-495	Winterset White	N	M-1J-894	Seaspray Green
C	M-1J-896	Desert Beige	O	M-1J-979	Platinum
D	M-1J-902	Palomino Tan	P		Prime
E	M-2J-524	Colonial White	R	M-2J-175	Torch Red
F	M-1J-893	Silvertone Green	S		Special
G	M-1J-899	Sun Gold	T	M-1J-891	Silvertone Blue
H	M-1J-897	Gunmetal Gray	V	M-1J-859	Casino Cream
I	M-1J-1026	Grenadier Red	W	M-1J-860	Cameo Rose
J	M-1J-895	Bali Bronze	X	M-1J-857	Cascade Green
K	M-1J-856	Everglade Green	Y	M-1J-853	Monarch Blue
L	M-1J-892	Azure Blue	Z	M-1J-854	Regatta Blue

1959					
PASSENGER			THUNDERBIRD		
A	M-1J-1724	Raven Black	A	M-1J-1724	Raven Black
C	M-1J-1012	Wedgewood Blue	C	M-1J-1168	Baltic Blue
D	M-1J-1019	Indian Turquoise	D	M-1J-1019	Indian Turquoise
E	M-1J-524	Colonial White	E	M-1J-524	Colonial White
F	M-1J-1016	Fawn Tan	F	M-1J-1068	Hickory Tan
G	M-1J-1014	April Green	G	M-1J-1066	Glacier Green
H	M-1J-1015	Tahitian Bronze	H	M-1J-1015	Tahitian Bronze
J	M-1J-1011	Surf Blue	J	M-1J-1061	Steel Blue
Q	M-1J-1013	Sherwood Green	K	M-1J-1073	Sandstone
R	M-1J-175	Torch Red	L	M-1J-921	Diamond Blue
T	M-1J-1018	Geranium	M	M-1J-1067	Doeskin Beige
Y	M-1J-641	Inca Gold	N	M-1J-1167	Starlight Blue
Z	M-1J-1206	Gunsmoke Gray	Q	M-1J-1065	Sea Reef Green
P		Prime	R	M-1J-1216	Brandywine Red
S		Special	T	M-1J-1071	Flamingo
L	M-1J-1284	Surf Blue	U	M-1J-1172	Cordova
M	M-1J-1285	Sherwood Green	V	M-1J-859	Casino Cream
K	M-1J-1286	Tahitian Bronze	W	M-1J-1169	Tamarack Green
N	M-1J-1287	Gunsmoke Gray	Z	M-1J-979	Platinum
1	DL60-1232	Monte Carlo Red			
4	DL60-1273	Meadowvale Green			
5	DL60-1225	Belmont Blue			
6	DL60-1226	Skymist Blue			
W	DL60-1274	Adriatic Green			

APPEARANCE & MAINTENANCE MATERIALS

P&A PART NUMBER (ROTUNDA SALES NO.)	DESCRIPTION	P&A PART NUMBER (ROTUNDA SALES NO.)	DESCRIPTION
B7A 19000-AS	Clear plastic (FoMoCo spray)-6oz. aerosol can 16 oz. can with brush	C0AZ 19526-A (R118-A)	Interior trim cleaner -for leathers, vinyls, car- pet & fabric upholstery-12 oz. bottle with brush
B7A 19000-BS	Chrome-alum.(FoMoCo spray)-6 oz.aerosol can	C0AZ 19526-B (R118-B)	Deep clean-upholstery foam cleaner-32 oz. plastic bottle
C1AZ 19000-A	Paint (Gloss Green-MX 6041168)-Enamel- air dry-1 gal. can	B7A 19528-A	Porcelainize liquid-6 oz. bottles
C1AZ 19000-B	Paint (Gloss Green-MX 6041168)-Enamel- air dry-5 gal. can	8A 19529-B	Porcelainize (wash cream)-8 oz. bottle
C1AZ 19000-C	Paint (Gloss Green-MX 6041168)-Enamel- 55 gal. drum	B6A 19530-A (R111-B)	Custom body polish-12 oz. plastic bottles
C0AA 19A501-A	Solvent & penetrating fluid-manifold heat control valve-3 oz. can with plastic spout	B7A 19530-A (R111-A)	Silicone body polish-16 oz. can
C1AZ 19C502-A (R102-A)	Solution (metal tinning)- 6 oz. Aerosol Spray can	B7A 19530-B (R111-C)	Custom Silicone Gloss (New Car Prep)- 1 gal.
C3AZ 19503-B	Paint assort. (30)-3 oz. cans of 1963 exterior colors including wire display stand	B9A 19530-D (R111-D)	Custom auto polish - 4 -1 Gal. plastic bottle
C3AZ 19503-C	Paint assort. (18)-6 oz. aerosol spray cans of 1963 exterior colors & (2) cans of primer surfacers-including wire display rack	B4A 19534-A (R128-B)	Custom auto wax-8 oz. can
C4AZ 19503-A	Paint Assort. (22)-1 qt. cans of 1964 exterior colors (2 qts.) recoating sealer (3 gals.) enamel reducer (2 gals.) non-sand primer surfacers, (1 gal.) Silicone & wax remover & (2 gal.) lacquer primer surfacer	B8A 19534-A (R128-A)	Custom auto wax - 1 lb. can
C4AZ 19503-B	Paint assort. (30)-3 oz. cans of 1964 exterior colors including wire display rack	B7A 19542-B (R103-B)	Brake & hydraulic clutch fluid (heavy duty)- 1 gallon
C4AZ 19503-C	Paint assort. (18)-6 oz. aerosol spray cans of 1964 exterior colors & (2) cans of primer surfacers-including wire display stand	B7A 19542-C (R103-C)	Brake & hydraulic clutch fluid (heavy duty)- 5 gallon
C1AZ 19C507-A (R110-A)	Cleaner (Convertible rear window)-8 oz. plastic bottle	B7AZ 19542-A (R103-A)	Brake & hydraulic clutch fluid (heavy duty)- 12 oz. can
B9AE 19B508-A (R112-A)	Contact Adhesive - Gasket & Seal 16 oz. can with brush	C3RZ 19C543-A (R140-A)	Tire inflator & Sealant kit
8A 19510-A (R123-A)	Dye (Convertible top dressing)-qt. can (Black)	B7A 19544-A (R100-A)	Anti-freeze (Methanol)-55 gal. drum
B9A 19514-A (R124-A)	Protector (chrome)-12 oz. Aerosol Spray can	1A 19544-A (R100-B)	Anti-freeze (Methanol)-1 gal. can
◇AB 19515-A (R108-B)	Body undercoating-53 gallon drum (WATER EMULSION)	1A 19544-C (R100-C)	Anti-freeze (Methanol)-1 quart can
B5A 19515-A (R108-A)	Body undercoating-53 gallon drum (regular)	C3RZ 19C544-A (R142-A)	De-Icer (windshield)-14 oz. Aerosol can
1A 19517 (R116-A)	Dusting cloth-wax treated-17 1/2" x 23"	8A 19546-C (R104-A)	Radiator rust inhibitor & water pump lubricant-16 oz.
8A 19517 (R116-B)	Rympcloth-polishing-28" x 28"	C1AA 19B546-A	Lubricant (Hypoid additive)-4 oz. plastic bottle
8A 19519-A (R122-A)	Cleaner (body polish & wax)-1 pint can	TAA 19547-A	Fire extinguisher fluid-1 quart
B9LF 19B519-A (R125-A)	Refrigerant (Air Conditioner)-15 oz. can	C3RZ 19C547-B	Lubricant (std., 3 & 4 speed trans.)-5 gal.
B7A 19520-A (R126-A)	Tar & road oil remover-16 oz. can	C2RZ 19C548-A (R141-A)	Power steering & automatic trans. additive- 8 oz. can
8A 19520-G	Cleaner (body porcelainize)-1 gal. can	C2AZ 19549-C (R 100-F)	Anti-Freeze (permanent type-long life)- 55 gal. drum
B7A 19521-A (R121-A)	Spot Remover (chlorothene cleaner)- 1 pint can	8A 19549-A (R100-D)	Anti-freeze-permanent type-1 gallon- (Ethylene Glycol)
C0AA 19B521-A (R127-A)	Compound (body washing detergent)-12 oz. can	8A 19549-B (R100-E)	Anti-freeze-permanent type-1 quart- (Ethylene Glycol)
C0AZ 19522-A	Cleaner (chrome)-12 oz. plastic bottle w/brush	CPA 19550-A (R109-B)	W/shield washer solvent-6 oz. bottle
8A 19522 (R120-A)	Cleaner-chrome-1 pint can	C1AA 19550-A (R109-A)	W/shield washer solvent-16 oz. can
B7A 19523-A	Cleaner (Whitewall tire)-13 oz. plastic bottle	8A 19552-B (R133-A)	Rubber cement-5 oz. tube
B8A 19523-A (R119-B)	Cleaner (Whitewall tire)-1 qt. can liquid concentrate	C0AZ 19552-A	Rubber cement-5 oz. tube (light colored)
B8A 19523-B (R119-A)	Cleaner (all purpose)-1 gal. plastic bottle	C0AZ 19553-A (R113-A)	Silicone lubricant (jell type)-8 oz. tube
B8A 19524-A (R61-A)	Sprayer Self Energizing - 1 quart	C0AZ 19553-C (R113-C)	Silicone lubricant-16 oz. aerosol spray can
C3RZ 19524-A (R61-B)	Spray applicator (1-pint container)-for use with B8A 19523-B all purpose cleaner	B5A 19554-A (R134-B)	Perfect seal sealing compound- ^{CARTON OF 12} 4 OZ. CANS
B5A 19525-A	Kar Klean (all purpose trim cleaner)-28 oz. can	C0AA 19554-A (R104-B)	Radiator inhibitor-rust, stop leak & water pump lubricant-5 1/2 oz. bottle
C2AZ 19C525-A (R114-A)	Trim cement (Vinyl adhesive)-1 pint can	8A 19554-B (R134-A)	Perfect seal sealing compound-1 pint
		C3AZ 19554-B	Sealer (conductive)-3 oz. can with brush
		B6A 19555-A	Reactivator-brake lining bonding adhesive-1 qt.
		B6A 19558-A (R105-A)	Protector pellet (cooling system)- ^{12 PELLETS}
		C0AZ 19558-A (R105-B)	Protector pellet (cooling system)-1 ctn. containing 300 pellets individually wrapped

APPEARANCE & MAINTENANCE MATERIALS

P&A PART NUMBER (ROTUNDA SALES NO.)	DESCRIPTION	P&A PART NUMBER (ROTUNDA SALES NO.)	DESCRIPTION
AB 19560-A (R135-A)	Calking cord-6-80 foot rolls - 3/16" dia.	C2AZ 19580-D	Hypoid gear lubricant (rear axle)-1 gal. (8 cyl. 406)
B6A 19562-A	Body caulk & sealer kit	C2AZ 19580-E	Lubricant (differential gears & washer)-1 lb. can-apply to differential case side, gear hub bores before assembly
C3AZ 19562-A (R144-A)	Sealer & filler (silicone rubber)-5 oz. tube-for Vinyl tops, also body sealer-White	B5A 19581-A (R136-A)	Speedometer cable grease-1 lb. can
C3AZ 19562-B (R144-B)	Sealer & filler (silicone rubber)-5 oz. tube-for Vinyl tops, also body sealer-Black	C1AZ 19582-A (R106-A)	Fluid (Automatic Trans. & Power Steering)-1 qt. can
ΔB6A 19563-A	Caulk & sealer (Metallic)-7 1/2 oz. cartridge	C1AZ 19582-C (R106-B)	Fluid (Automatic Trans. & Power Steering)-1 gal. can
C3AZ 19578-A	Steering gear lubricant (life time)-14 1/2 oz. tube	C1AZ 19582-D (R106-C)	Fluid (Automatic Trans. & Power Steering)-55 gal. drum
B8A 19578-A	Special steering gear lubricant-20 oz. tube	B6A 19583-A (R137-A)	Ru-Glyde lubricant(for tubeless tire servicing)-1-gal. can
B7A 19579-A (R115-A)	Carb. & combustion chamber cleaner-16 oz. can	C0AZ 19584-A (R138-A)	Lubriplate (all purpose lubricant) 1 3/4 oz. tube
B7A 19579-C (R146-A)	Crankcase conditioner & rust inhibitor-16oz. can	C2AZ 19585-A	Grease (wheel bearing) 25 lb. pail - (30,000 mile lubricant)
*B9A 19579-A	Carb. & combustion chamber cleaner kit	C1AZ 19586-B	Lubricant ("U" joint)-14 1/2 oz. cartridge
C2AZ 19579-A (R107-A)	Crankcase oil conditioner-16 oz. can	B4A 19587-A (R117-A)	Lock lubricant-carton of 12-4 oz. cans
C1AZ 19580-E	Hypoid gear lubricant (rear axle)-1 gal. (S. A. E. 90)	B7A 19588-A	Anti-sludge oil additive-30 gal. drum
C1AZ 19580-F	Hypoid gear lubricant (rear axle)-110 lb. keg (S. A. E. 90)	B8A 19589-A	Lubricant (special purpose) 1 lb.
C2AZ 19580-A	Hypoid gear lubricant (rear axle)-110 lb. keg (S. A. E. 90)	C1AZ 19590-B	Grease (ball joint & tie rod lubricant)-14 1/2 oz. container
C2AZ 19580-B	Hypoid gear lubricant (rear axle)-5 gal. container-S.A.E.80 (temperature range-minus 25° and below)		

USED CAR RECONDITIONING MATERIALS

P&A PART NUMBER (ROTUNDA SALES NO.)	DESCRIPTION	P&A PART NUMBER (ROTUNDA SALES NO.)	DESCRIPTION
C0AA 19A536-A (R129-A)	Engine Shampoo (cleaner & degreaser) 5 gal. can	C0AB 19B544-A (R132-A)	Kit-Bright Metal Reconditioning - Consists of 1 pt. Bright Metal Base Coating 1-4 oz. can Bright Metal Powder 1 pt. Bright Metal Sealer Coating 1 piece 3 1/2" x 6" Lamb's Wool 1 Spray Pak Device Including Nozzle 1 Glass Reservoir & (2) 15 oz. Paint Spray Propellant with Delivery Tube 1 Extra Delivery Tube 4- 12" x 16" Paper Cloth Cleaners 1 Instruction Sheet - No. I. S. 539
C0AZ 19A536-B (R129-B)	Engine shampoo (cleaner & degreaser) 30 gal. drum	C0AB 19A547-A (R101-A)	Filler (Polyfiller)-body repair-3 lb. can & tube of cream hardener C0AZ 19B542-A
C0AZ 19A536-C (R129-C)	Engine Shampoo (cleaner & degreaser) 55 gal. drum		
B9AA 19537-A (R130-A)	Patch (Rubber Mat)-1 pkg. of 6		
C0AB 19B542-A (R101-B)	Cream (poly filler hardener)-1 pkg. of 5-1 oz. tubes		
C1AZ 19627-A	Tape (pressure sensitized)-5" wide x 60 yards-used to recover arm rests, seats, floor mats, etc.		

PART NUMBER	DESCRIPTION	PART NUMBER	DESCRIPTION	PART NUMBER (ROTUNDA SALES NO.)	DESCRIPTION	PART NUMBER (ROTUNDA SALES NO.)	DESCRIPTION
NYLON DYE - QUART CAN				PLASTIC DYE - QUART CAN			
B9AA 19A538-A	Black	B9AA 19A538-E	Green	B9AA 19A541-A	White	B9AA 19A541-E	Gray
B9AA 19A538-B	White	B9AA 19A538-F	Yellow	B9AA 19A541-B	Black	B9AA 19A541-F	Blue
B9AA 19A538-C	Brown	B9AA 19A538-G	Red	B9AA 19A541-C	Brown	B9AA 19A541-G	Turquoise
B9AA 19A538-D	Blue			B9AA 19A541-D	Green	B9AA 19A541-H	Red
PLASTIC TINT - QUART CAN				C0AA 19A541-A	Yellow	FABRIC TINT - QUART CAN	
B9AA 19A539-A	White	B9AA 19A539-E	Green	B9AA 19A542-A	Black	B9AA 19A542-F	Green
B9AA 19A539-B	Black	B9AA 19A539-F	Yellow	(R131-A)		(R131-F)	
B9AA 19A539-C	Brown	B9AA 19A539-G	Red	B9AA 19A542-B	Blue	B9AA 19A542-G	Turquoise
B9AA 19A539-D	Blue			(R131-B)		(R131-G)	
LEATHER and VINYL DYE - QUART CAN				B9AA 19A542-C	Gray	B9AA 19A542-H	Beige
B9AA 19A540-A	White	B9AA 19A540-E	Green	(R131-C)		(R131-H)	
B9AA 19A540-B	Black	B9AA 19A540-F	Yellow	B9AA 19A542-D	Brown	B9AA 19A542-J	Yellow
B9AA 19A540-C	Brown	B9AA 19A540-G	Red	(R131-D)		(R131-J)	
B9AA 19A540-D	Blue	B9AA 19A540-H	Turquoise	B9AA 19A542-E	Red		
				(R131-E)			

Δ Use with B6A 19562-A body caulk and sealer kit

* 24 - 16 oz. cans of B7A 19579-A and (1) Plastic dispenser bottle

ABBREVIATIONS

2/b or 2/v.....	2 barrel	exh.....	exhaust	pass.....	passenger
3/T.....	3 speed trans.	ext.....	external	pcs.....	pieces
4/b or 4/v.....	4 barrel	fdr.....	fender	P/I.....	Police Interceptor
4/T or 4/S/T.....	4 speed trans.	fill.....	fillister	P/L.....	Parklane
6/b or 6/V.....	6 barrel	frt.....	front	press.....	pressure
abs.....	absorber	F/L.....	Fairlane	P/S.....	power steering
A/C.....	air conditioner	flr.....	floor	pt.....	pint
altnr.....	alternating	F/M.....	Fordomatic	qtr.....	quarter
accel.....	accelerator	F/M/2.....	Fordomatic 2 speed	qty.....	quantity
adj.....	adjustment	ft.....	foot	rad.....	radiator
alum.....	aluminum	f/wheel.....	flywheel	rd.....	round
amp.....	ampere	flex.....	flexible	reg.....	regulator
approx.....	approximately	gen.....	generator	rein.....	reinforcement
AR.....	As Required	gov.....	governor	repl.....	replaced
assy.....	assembly	H/D.....	heavy duty	ret.....	retainer
A/S.....	air suspension	hd.....	head	R. H.....	right hand
attach.....	attached	hex.....	hexagon	R. P. M.....	revolutions per minute
blk.....	block	HP.....	horsepower	S/C.....	Supercharger
brg.....	bearing	htr.....	heater	S/D.....	Sedan Delivery
brkt.....	bracket	hsg.....	housing	S/L.....	Sunliner
brkr.....	breaker	hyd.....	hydraulic	speedo.....	speedometer
bus.....	business	I. D.....	inside diameter	sprg.....	spring
carb.....	carburetor	identi.....	identification	s/ring.....	snap ring
C/CW.....	counter clockwise	indic.....	indicator	std.....	standard
C. I. D.....	cubic inch displacement	int.....	internal	strg.....	steering
C/L.....	Customline	ign.....	ignition	S/T.....	standard transmission
C/M.....	cruise-o-matic	instru.....	instrument	suppt.....	support
C. P.....	candle power	inter.....	intermediate	susp.....	suspension
clstr.....	cluster	lb.....	pound	S/W.....	Station Wagon
c/member.....	crossmember	L. H.....	left hand	tach.....	tachometer
col.....	column	lt. /frame.....	light weight frame	temp.....	temperature
com.....	compressor	lub.....	lubricator	thd.....	thread
compt.....	compartment	l/w.....	lockwasher	trans.....	transmission
cond.....	conditioning	l/washer.....	lockwasher	T. V.....	throttle valve
conn.....	connecting	lwr.....	lower	u/joint.....	universal joint
con.....	control	man.....	manifold	u/s.....	undersize
cvr.....	cover	med.....	medium	vac.....	vacuum
cov.....	cover	M/L.....	Mainline	vent.....	ventilation
cp.....	candle power	mldg.....	moulding	w/.....	with
c/pin.....	cotter pin	mtd.....	mounted	w/o.....	without
c/shaft.....	crankshaft	mtg.....	mounting	w/s.....	windshield
ctr.....	center	mtr.....	motor	w/shield.....	windshield
C/W.....	clockwise	No.....	number	w/strip.....	weather strip
cyl.....	cylinder	o/all.....	overall	warn.....	warning
def.....	defroster	O. D.....	outside diameter	wt.....	weight
defl.....	deflector	O/D.....	overdrive	x/c.....	extra cooling
dia.....	diameter	o/drive.....	overdrive		
diam.....	diameter	O. H. V.....	over head valve		
diff.....	differential	o/s.....	oversize		
disp.....	displacement	oz.....	ounce		
dist.....	distributor				
elec.....	electric				
eng.....	engine				
equal.....	equalizer				

MOULDING CLIP KITS

NOTE - Each Kit Contains Sufficient Clips Etc. For Attaching 1 Moulding

Year	Model Or Body Type	Part Number of Moulding Used With	Components of Kit				Kit Part Number
55/56	S	B5S 8156-A	8-43804-S8 8-44716-S8	Screw & Washer Washer			† B5S 100-A
53	A	B3A 8242-3-A	4-34053-S8 1-FAA 13241-A	Nut Spacer	3-44716-S8 4-34903-S8	Washer Washer	† B3A 101-A
54 55	A 60B, 64, 76	B4A 8242-B B5A 16856-A	10-B4A 8244-A	Retainer	2-352356-S32	Clip	B4A 101-A
55/56	S	B5S 8242-3-B	3-52360-S13	Screw	3-354515-S2	Nut	† B5S 101-A
55/56	S	B5S 8419-A	6-34053-S8 6-34803-S7	Nut Washer	6-351316-S8 6-358566-S100	Washer Clip	B5S 102-A
56/57	57A,59C,64A,64B, 64C,70C,73C,76	B6A 13011-A	1-41580-S8	Screw	1-354933-S32	Clip	† B6A 105-A
52/53	60B,70B,72B,73B, 76B,79B	BA 16003-B	1-357118-S8 3-358398-S8	Clip Clip	1-358484-S8	Clip Replaced by B2A 207-A	B2A 110-A
54	59B,60B,60F,70B, 72B,73B,76B,79B	BM 16003-4-B	1-34053-S8 1-44716-S8	Nut Washer	5-BM 7021020-B 1-BM 7029120-A	Retainer Retainer	B4A 110-A
55/57	59B,70A,73B,79B, 79D	B5A 16003-A	1-34053-S8 1-34903-S8	Nut Washer	5-358484-S8 1-358566-S100	Clip Clip Replaced by B5A 305-A	★ B5A 110-A
56	59B,64D,70B,73B, 79D	B6A 16003-4-A	2-354397-S100 3-B6A 7021066-C	Nut & washer Retainer	2-B6A 7029120-B	Retainer	B6A 110-A
57	51A,57A,58B,59B, 63A,64B,66B,70B, 73B,76B,79C,79D	B7A 16003-4-B	1-354397-S100 6-B6A 7021066-C	Nut & washer Chip	1-B7A 7029120-A	Retainer	B7A 110-A
58	59,66,70,73,78,79 57B,58A,63B,64A	B8A 16003-4-A B8A 16036-7-A	1-52726-S13 2-354397-S100	Screw Nut & washer	2-B8A 5728506-A 6-B8A 7021094-A	Retainer Retainer	B8A 110-A
59	51A,54A,57A, 58A,58B,59D, 63A,64A,64B,64H, 65A,71E,71F, 75A,76B	B9A 16036-7-A B9A 5820932-3 B9A 6320932-3	1-354397-S100 2-354613-S8 1-B8A 5728506-A	Nut & washer Screw Retainer	5-B9AB 6420262-A 2-B9A 6421082-A	Retainer Retainer	B9A 110-A
56	57A,59C,64A, 64B,64C,70C,73C, 76B,79B	B6A 16003-4-B	5-354397-S100 1-BJ 16249-B 1-B6A 16249-A	Nut & washer Retainer Retainer	2-B5A 7021094-A 1-B6A 7021094-A	Retainer Retainer	B6A 111-A
58	57B,58A,63B, 64A	B8A 16003-4-D	1-354397-S100 1-B8A 7021094-A	Nut & washer Retainer	1-B8A 7028506-A	Retainer	† B8A 111-A
59	51A,54A,57A, 58A,58B,59D, 63A,64A,64B,64H, 65A,71E,71F, 75A,76B	B9A 16003-4-B B9A 5720938-9-B B9A 6420938-9-B	1-354397-S100 2-354613-S8 2-B9A 5821094-A	Nut & washer Screw Retainer	1-B9A 5829120-B 6-B9A 6421094-A	Retainer Retainer	B9A 111-A
58	51A,57A,58B, 63A,64B,76	B8A 16003-4-C	6-B8A 16249-A 2-B7A 5929120-A	Retainer Retainer	2-354397-S100	Nut & washer	B8A 112-A
59	59C,58E,64F, 64G,66C,71H	B9A 16003-4-A	3-B9A 6421066-A 1-B9A 6421020-A	Retainer Retainer	2-B9A 5821066-A 3-354397-S100	Retainer Nut & washer	B9A 112-A
57	59B,66B,70B,73B, 79C,79D	B7A 16036-7-A	2-354397-S100	Nut & washer	7-B7A 16794-A	Retainer	B7A 115-A
57	51A,57A,58B,63A, 64B,76B,79C,79D	B7A 16036-7-B	2-354397-S100	Nut & washer	7-B7A 16794-B	Retainer	B7A 116-A
57	A	B7A 16074-A			Replaced by B7A 117-B		★ B7A 117-A
57	A	B7A 16074-5-A	2-45235-S7 1-B7A 16086-A 1-B7A 16087-A	Nut Retainer Retainer	2-B7A 16086-A 4-45235-S7	Retainer Nut	B7A 117-B
52	60B,70B,72B,73B, 76B,79B	BA 16188-9-A	2-34053-S7 1-358399-S8	Nut Clip	1-358400-S8	Clip	B2A 118-A
53	60B,70B,72B,73B, 76B,79B	BF 16188-9-A & B	2-34053-S8 1-358545-S8	Nut Clip	1-358548-S8	Clip	† B3A 118-A
57	A	B7A 16075-A	2-45235-S7	Nut	2-B7A 16087-A	Retainer Replaced by B7A 117-B	★ B7A 118-A

† No Longer Supplied Service Details

MOULDING CLIP KITS

NOTE - Each Kit Contains Sufficient Clips Etc. For Attaching 1 Moulding

Year	Model or Body Type	Part Number of Moulding Used With	Components of Kit				Kit Part Number
55	60B,64A,64B,70C,73C,76B,79B,79D	B5A 16326-7-A	1-52711-S13 10-354397-S100 1-358566-S100	Screw Nut & washer Clip	3-B5A 16249-A 1-B5A 16276-A 5-B5A 7021094-A	Retainer Retainer Retainer	B5A 119-A
55/56	64	B5A 6403136-7-A	2-34053-S8 2-34803-S7 2-44716-S8	Nut Washer Washer	3-52003-S13 2-B5A 6403166-A	Screw Retainer	† B5A 130-A
55/56	64	B5A 6403144-A	8-34053-S8 8-34903-S8	Nut Washer	8-44716-S8 8-B5A 6403166-A	Washer Retainer	† B5A 131-A
55/57	S	B5S 4003144-A	6-32914-S8	Screw	8-B6S 4005180-A	Clip	† B5S 131-A
57	51A 76B	B7A 5103144-A B7A 7603144-A	3-52368-S23	Screw	2-52720-S8	Screw	B7A 131-A
55/56	76B	B5A 7603144-A	4-41580-S8	Screw	4-52003-S13	Screw	† B5A 132-A
55	60B,64,70C,73C 76,79B	B5A 7020916-7-A	2-34053-S8 2-34903-S8 2-44716-S8 1-354793-S7	Nut Washer Washer Screw & washer	1-B5A 7021066-D 1-B5A 7021066-E 1-B5A 7021094-B 1-B5A 7021094-C	Retainer Retainer Retainer Retainer	B5A 200-A
57	51A	B7A 5120916-7-A	1-37611-S7 1-B7A 6421066-B	Screw Retainer	6-B6A 7021066-C	Retainer	B7A 200-A
58	51A,57A,58B 63A,64B,76B	B8A 6420442-A	1-37611-S7	Screw	1-B8A 7325553-A	Retainer	† B8A 200-A
57	63A,64B,76B	B7A 6420916-7-A	1-37611-S7 2-354397-S100 1-B7A 6421066-B	Screw Nut & washer Retainer	4-B6A 7021066-C 2-B7A 7029120-A	Retainer Retainer	★ B7A 201-A
57	63A,64B,76B	B7A 6420916-7-A	2-37611-S7 2-354397-S100 2-B7A 6421066-B	Screw Nut & washer Retainer	4-B9AB 6429144-A 2-B7A 7029120-A	Retainer Retainer	B7A 201-B
57	57A,58B 59B,66B,70B	B7A 5720938-9-A B7A 7020916-7-A	2-37611-S7 1-354397-S100 2-B7A 6421066-B	Screw Nut & washer Retainer	4-B6A 7021066-C 1-B7A 7029129-A	Retainer Retainer	★ B7A 202-A
57	73B,79C,79D	B7A 7320916-7-A	2-37611-S7 2-B7A 6421066-B	Screw Retainer	4-B6A 7021066-C Replaced by B7A 201-B	Retainer	★ B7A 203-A
57	51A 63,64B,76B	B7A 5120932-3-A B7A 6420932-3-A	1-37611-S7 1-354397-S100 1-358566-S100	Screw Nut & washer Clip	6-B7A 5820232-A 1-B7A 7021066-B 6-B7A 7350992-A	Retainer Retainer Retainer	† B7A 204-A
58	57B,58A 57A,58B 63B,64A 51A,63A,64B,76B 57B,58A 57A,58B 63B,64A 51A,63A,64B,76B 59,66,70,78 73,79C,79D 57A,58B	B8A 5720932-3-A B8A 5720932-3-B B8A 6420932-3-A B8A 6420932-3-B B8A 5720938-9-A B8A 5720938-9-B B8A 6420938-9-A B8A 6420938-9-B B8A 7020938-9-A B8A 7320938-9-A B8A 5725540-1-A	2-37611-S7 2-B7A 6421066-B	Screw Retainer	5-B8A 7021094-A	Retainer	B8A 204-A
59	58A,58E,59C, 64A,64F,64G, 66C,71E,71F,71H	B9A 5720938-9-A B9A 6320938-9-A	2-354613-S8 4-6421066-A	Screw Retainer	2-B9A 6428820-A	Retainer	B9A 204-A
57	57A,58B	B7A 5820932-3-A	1-37611-S7 5-B7A 5820232-A	Screw Retainer	Replaced by B7A 204-A 1-B7A 7021066-B 5-B7A 7350992-A	Retainer Retainer	★ B7A 205-A
58	59B,66B,70	B8A 7021188-A	4-358566-S100	Retainer	1-BM 7029120-A Replaced by B8A 206-A	Retainer	★ B8A 205-A

† No Longer Supplied Service Details

MOULDING CLIP KITS

NOTE - Each Kit Contains Sufficient Clips Etc. For Attaching 1 Moulding

Year	Model or Body Type	Part Number of Moulding Used With	Components of Kit			Kit Part Number	
55	59B,70B,70C	B6A 5920934-5-A	2-39016-S7	Screw	2-B5A 7021060-B	Retainer	B6A 206-A
55/56	73B,73C,79	B6A 7920934-5-A	2-B5A 7021060-A	Retainer			
56	59C,78	B6A 5920934-5-A					
56	79	B6A 7920934-5-A					
57	59B,70B	B7A 7020932-3-A	2-37611-S7	Screw	2-B7A 7021066-E	Retainer	B7A 206-A
	73B,79C,79D	B7A 7320932-3-A	5-B7A 7020232-A	Retainer	5-B7A 7350992-A	Retainer	
58	73, 79C, 79D	B8A 7321188-A	2-37611-S7	Screw	2-B7A 7021066-E	Retainer	B8A 206-A
			5-354397-S100	Nut & washer	1-BM 7029120-A	Retainer	
			4-358566-S100	Retainer			
52/53	60B,70B,72B,73B, 76,79 B	BA 7020938-B	2-34053-S8	Nut	4-358398-S8	Clip	† B2A 207-A
			2-357118-S8	Clip	1-358484-S8	Clip	
56	57	B6A 5720938-9-A	2-34053-S8	Nut	1-B6A 7021094-C	Retainer	B6A 207-A
	59C,64A,64B,64C, 70C,76	B6A 7020938-9-A	4-354397-S100	Nut & washer	1-B6A 7021094-D	Retainer	
	73C,79B	B6A 7320938-9-A	1-B6A 7021094-A	Retainer	3-B6A 7021094-F	Retainer	
57	51A	B7A 5120938-9-A	1-37611-S7	Screw	1-354397-S100	Nut & washer	B7A 207-A
	63A,64B,76B	B7A 6420938-9-A					
58	57A, 58B	B8A 5724712-3-A	3-37611-S7	Screw	1-B7A 6421066-B	Retainer	† B8A 207-A
			2-B8A 5725553-A	Retainer			
56	59B,64D,70B	B6A 7020938-9-A	2-34053-S8	Nut	2-B6A 7021094-G	Retainer	† B6A 208-A
	73B,79D	B6A 7320938-9-A	2-B6A 7021066-C	Retainer			
52/54	73B,73C,79	BA 7324462-A	1-352230-S8	Clip	1-352246-S8	Clip	B2A 209-A
58	73	B8A 7324712-3-A	1-37611-S7	Screw	1-B7A 7021066-E	Retainer	B8A 209-A
	79C, 79D	B8A 7924712-3-A	3-354397-S100	Nut & washer	3-B8A 7028506-A	Retainer	
	73	B8A 7324722-3-A	3-358566-S100	Retainer			
	79C, 79D	B8A 7924722-3-A					
58	73A(Special), 79A	B8A 7325440-1-A	3-354397-S100	Nut & washer	2-B6A 7029120-C	Retainer	† B8A 210-A
	73A(Special),79A	B8A 7325532-3-A	2-B8A 5728506-A	Retainer			
	59B, 66B, 70	B8A 7029038-9-C					
	59A, 66A, 70A,& 70D(Special),78	B8A 7029038-9-D					
57	57A,58B	B7A 5725334-5-A	1-37611-S7	Screw	1-B7A 5825553-B	Retainer	B7A 211-A
			3-354397-S100	Nut & washer	1-B7A 5825562-A	Retainer	
			1-B7A 6428820-A	Retainer	1-BN 7029120-A	Retainer	
			2-B7A 6429144-A	Retainer			
58	73	B8A 7325532-3-B	1-37611-S7	Screw	1-BM 7029120-A	Retainer	B8A 211-A
	79C, 79D	B8A 7925532-3-A	3-354397-S100	Nut & washer	1-B8A 7325553-A	Retainer	
			2-B7A 5929120-A	Retainer			
53	73B,79B	BF 7325532-3-A	1-34053-S8	Nut	1-357118-S8	Clip	B3A 212-A
			1-34903-S8	Washer	1-358484-S8	Clip	
			1-44716-S8	Washer			
56	57	B6A 5725532-A	2-34053-S8	Nut	2-B6A 7029144-A	Clip	B6A 212-A
	73C,79B	B6A 7325532-A	2-B6A 7021094-D	Retainer			
57	57B, 58A	B7A 5825532-3-A	1-37611-S8	Screw	1-B7A 6429144-E	Retainer	B7A 212-A
			3-354397-S100	Nut & washer	1-B7A 5825553-B	Retainer	
			3-B7A 5929120-A	Retainer			
58	73,79C,79D	B8A 7325532-3-C	3-354397-S100	Nut & washer	1-BM 7029120-A	Retainer	B8A 212-A
			2-B8A 5728506-A	Retainer	1-B6A 7029120-C	Retainer	

† No Longer Supplied Service Details

MOULDING CLIP KITS
NOTE - Each Kit Contains Sufficient Clips Etc. For Attaching 1 Moulding

Year	Model or Body Type	Part Number of Moulding Used With	Components of Kit				Kit Part Number
56	73A, 73B, 79D	B6A 7325532-3-A	1-34052-S8 1-B6A 7021066-C	Nut Retainer	1-B6A 7021094-G Replaced by B6A 208-A	Retainer	*B6A 213-A
57	73A	B7A 7325532-3-A	1-57611-S7 3-354397-S100 1-B7A 5929120-A	Screw Nut & washer Retainer	1-B7A 7029120-A 1-B7A 7029288-A 1-B7A 7325553-A	Retainer Retainer Retainer	B7A 213-A
57	73B 79C, 79D	B7A 7325532-3-B B7A 7925532-3-B	1-37611-S7 4-354397-S100 1-B7A 5929120-A	Screw Nut & washer Retainer	2-B7A 7029120-A 1-B7A 7321096-A 1-B7A 7325553-A	Retainer Retainer Retainer	B7A 214-A
58	73, 79C, 79D 59B, 70	B8A 7325540-1-A B8A 7029140-1-A	1-354397-S100 1-B8A 5728506-A	Nut & washer Retainer	1-BM 7029120-A 1-B6A 7029120-C Replaced by B8A 212-A	Retainer Retainer	*B8A 214-A
52/54	73, 79	BA 7325554-5-A	2-357568-S8	Clip	6-357862-S2	Clip	B2A 215-A
55	70B 73B	B5A 7029034-5-A B5A 7325554-5-A	3-B5A 7021060-A	Retainer	2-B5A 7021062-A	Retainer	B5A 215-A
57	73B, 79C, 79D	B7A 7325540-1-A	1-354397-S100 1-358566-S100	Nut & washer Clip	2-B7A 7020232-A 2-B7A 7350992-A	Retainer Retainer	B7A 215-A
55	73C	B5A 7325554-5-C	1-31061-S8 1-34938-S8 3-B5A 7021060-A	Screw Washer Retainer	2-B5A 7021062-A 1-B5A 7325526-A	Retainer Retainer	B5A 216-A
58	57B, 58A 57B, 58A 63B, 64A 63B, 64A 51A, 63A, 64B, 76B	B8A 5725556-7-A B8A 5725586-7 B8A 6429068-9-A B8A 6429076-7-A B8A 6429076-7-B	2-354397-S100 2-B8A 5728506-A	Nut & washer Retainer	3-B8A 7021094-A	Retainer	B8A 216-A
54	73B, 73C, 79B	BM 7325556-7-B	3-34053-S8 3-34903-S8 1-358552-S100	Nut Washer Clip	1-B5A 7021060-A 2-BM 7029120-A	Retainer Retainer	B4A 217-A
52/54	70	BA 7029034-5-A	6-34053-S8 6-34903-S8	Nut Washer	6-357769-S7 5-357862-S2	Retainer Clip	B2A 300-A
55	70C	B5A 7029034-5-C	1-34053-S8 1-34803-S7 3-B5A 7021060-A	Nut Washer Retainer	1-B5A 7021062-A 1-B5A 7029130-A	Retainer Retainer	B5A 300-A
57	59A, 78A	B7A 5929028-9-A	5-35397-S100 1-B7A 5929120-A	Nut & washer Retainer	1-B7A 5929120-B 2-B7A 7029120-A	Retainer Retainer	B7A 300-A
58	59B, 66B, 70, 73, 79C, 79D 59B, 66B, 79C, 79D 59B, 66B, 79C, 79D	B8A 7028016-7-A B8A 5928685-A B8A 5928698-A	3-354397-S100	Nut & washer Retainer	2-358566-S100	Retainer	†B8A 300-A
52/54	73	BA 7329034-5-A	7-34053-S8 7-34903-S8	Nut Washer	7-44716-S8 7-357769-S7	Washer Retainer	†B2A 301-A
58	59B, 66B, 70	B8A 7028044-5-A	1-354397-S100 1-358566-S100	Nut & washer Retainer	Replaced by B8A 303-A 8-B8A 5728506-A	Retainer	B8A 301-A
59	51A, 54A, 57A, 58B, 63A, 64B, 64H, 65A, 75A, 76B	B9A 6329038-9-A	4-354397-S100 1-B8A 5728506-A 3-B9A 6329120-A	Nut & washer Retainer Retainer	6-B9A 6329144-A 2-B9A 6429144-A	Retainer Retainer	B9A 301-A

† No Longer Supplied Service Details

1949-1959 FORD CAR PARTS AND ACCESSORIES

ILLUSTRATIONS CATALOG

1949-1959 CHASSIS

1953-1959 BODY

**PARTS AND ACCESSORIES OPERATIONS
FORD DIVISION  MOTOR COMPANY**

COPYRIGHT © 1964—FORD MOTOR COMPANY • DEARBORN, MICHIGAN

QUICK REFERENCE INDEX

PAGE

**GENERAL INFORMATION
MODEL IDENTIFICATION**

II

**SECTION—MISCELLANEOUS
INSTRUMENT PANEL
& RELATED PARTS**

1

**SECTIONS 10-24
WHEELS, BRAKES**

28

**SECTIONS 30-46
FRONT SUSPENSION, STEERING,
REAR AXLE, DRIVE SHAFT**

55

**SECTIONS 50-53
FRAME, MUFFLER, SPRINGS**

105

**SECTIONS 60-66
ENGINE**

141

**SECTIONS 70-75
STANDARD TRANSMISSION, CLUTCH**

194

**SECTIONS A70-A76
AUTOMATIC TRANSMISSION**

224

**SECTIONS 80-85
COOLING, GRILLE**

253

**SECTIONS 90-98
FUEL, CARBURETOR, ACCELERATOR**

277

**SECTIONS 100-120
GENERATOR, ALTERNATOR,
STARTER, DISTRIBUTOR**

358

**SECTIONS 130-150
LAMPS, WIRING**

384

**SECTIONS 160-166
FENDER, HOOD**

457

**SECTIONS 175-190
SPEEDOMETER, BUMPER, ACCESSORIES**

484

**BODY SECTIONS 000-042
BODY FRONT, FLOOR**

563

**BODY SECTIONS 230-290
BODY SIDE, QUARTER**

574

**BODY SECTIONS 400-500
BACK, LUGGAGE COMPARTMENT**

637

**BODY SECTION 600
SEATS**

681

BODY SHEET METAL SECTION

700

EXTERIOR MOULDING SECTION

761

INTERIOR TRIM SECTION

868

**1949/59 PASSENGER CAR
PARTS and ACCESSORIES ILLUSTRATION CATALOG**

FORM FD-9463

**DISTRICT OFFICES**

Atlanta (East Point, Ga.)	Denver, Colo.	Louisville, Ky.	Pittsburgh, Pa.
Boston (Natick, Mass.)	Des Moines, Iowa	Memphis, Tenn.	Richmond, Va.
Buffalo, N. Y.	Detroit (Livonia, Mich.)	New Orleans (Arabi, La.)	Rockford, Ill.
Charlotte, N. C.	Fargo, N. D.	Newark (Teterboro, N. J.)	St. Louis (Clayton, Mo.)
Chicago (Melrose Park, Ill.)	Houston, Texas	New York (White Plains, N. Y.)	Salt Lake City, Utah
Cincinnati, Ohio	Indianapolis, Ind.	Oklahoma City, Okla.	San Jose, Calif.
Cleveland, Ohio	Jacksonville, Fla.	Omaha, Neb.	Seattle, Wash.
Dallas, Texas	Kansas City, Mo.	Philadelphia (Pennsauken, N. J.)	Twin City (Minneapolis, Minn.)
Davenport, Iowa	Lansing, Mich.	Phoenix, Ariz.	Washington, D. C.
	Los Angeles (Pico-Rivera, Calif.)		

INDEX FOR GENERAL INFORMATION and MODEL IDENTIFICATION SECTIONS

Abbreviations	V	Patent Plate Diagram and Explanation	VIII
BODY PARTS ILLUSTRATIONS GENERAL INDEX	VII	Patent Plate Codes	
Body Type Codes	IV	Assembly Plant	IX
Carburetor Catalog Symbols	IV	Body Style	XI
Catalog Model Codes	IV	Body Type	X
CHASSIS PARTS ILLUSTRATIONS GENERAL INDEX	VII	District	IX
District Offices	II	Engine (Horsepower Rating)	IX
Explanation of Symbol ★	IV	Exterior Paint Body Color	XIV, XV
Ford Group and Basic Number Chart	VI	Model Year	IX
General Instructions	II	Months of the Year	IX
How to Order Parts	IV	Rear Axle Ratio	IX
Model Identification	XVI thru XXII	Transmission Type	IX
Model Years	III	Trim Scheme	XI, XII, XIII
Procedure for Using Catalog	III		
Quick Reference Index	I		
Section, Group and Basic Numbers	III		

GENERAL INSTRUCTIONS

This Ford Parts and Accessories Catalog contains parts illustrations for the Ford passenger car line including Thunderbird, and is to be used in conjunction with "Text" Catalog, Form FD-9462.

Following are the model years for which illustrations are provided in this catalog:

Chassis Parts	1949 through 1959
Body Parts	1953 through 1959
Soft Trim Parts	1956 through 1959

The driver's side is the left hand side of the vehicle and should govern in determining such parts as fenders, lamps, etc. as to whether a part is right or left hand.

MODEL YEARS

Model year application is indicated by showing the first year followed by a diagonal line to imply continued usage in all subsequent years until the insertion of the last year of usage, which will then be inserted after the diagonal line. If no diagonal line is shown the illustration is applicable only to the year shown.

Example: 49 indicates part used 1949 model year only.
 49/59 indicates part used 1949 through 1959 model years.
 55/ indicates part used 1955 through 1959 and subsequent model years as indicated in the appropriate catalog for 1960 and up.

SECTION, GROUP and BASIC NUMBERS

For greater convenience this catalog is divided into sections to conform with the Master Parts Catalogs.

Section Numbers are related to group numbers as follows:

SECTION NUMBER	GROUP NUMBER SERIES	PART NAME
10	1000 - 1999	Wheel Parts
20	2000 - 2999	Brake Parts

Refer to Pages VI and VII for more information on Ford group and basic part numbers.

The "Text" Catalog is divided into sections also and like parts are shown under similar section numbers in both the "Text" and "Illustrations" catalogs.

Illustrations contain basic group numbers only, therefore, it is necessary to refer to the basic group within the "Text" Catalog listing for complete applicable part number.

Some basic numbers include an alphabetical character in addition to the numerical digits shown in the charts on page VI. In the "Text" Catalog basic numbers expanded by an alphabetical character follow the numerical basic numbers from which they are expanded and are listed in the manner shown below:

2047 Nut - Brake Adjusting Screw
 2A047 Hose - Power Brake Booster Reservoir to Manifold

PROCEDURE FOR USING CATALOG

Following is a recommended procedure for using this catalog:

Should an inquiry be received for a grease baffle for the brakes of a 1955 passenger model vehicle, use the following steps.

- A. Refer to the section and page designated on the cover or in the General Index on Page VII for "Brakes".
- B. On the designated page (28) is an index of various brake types and systems.
- C. Refer to the "Front and Rear Brakes" and locate the 1955 brake as applicable.
- D. Refer to illustration on Page 41 and identify the proper part which will show the group number as 2060.
- E. Refer to Group 2060 in the "Text" Catalog, Form FD-9462, and locate the year 1955 in the column headed "Year". Refer then to column headed "Model" for "A" which indicates passenger car. The part number will be shown as AD 2060-C.

BODY TYPE CODES

Various body illustrations are identified with Body Type Codes. A complete listing of the codes and the body types which they represent is shown on Page X. Body types which are similar are identified by the same code number; alphabetical suffixes are used to identify a particular body type. For instance, in 1959 Code 58 was used as follows:

BODY TYPE CODE	BODY TYPE
58A	Fairlane Town Sedan
58B	Fairlane "500" Town Sedan
58E	Custom "300" Fordor Sedan

The body type numbers only are shown on those illustrations which are applicable to all body types of a related group. For instance, Body Type Code 58 includes 58A, 58B and 58E.

CATALOG MODEL CODES

Codes shown in the "Text" Catalog under heading "Model" are to be interpreted as follows:

A	Passenger Car	F/M/2	FORDOMATIC 2 SPEED TRANSMISSION	S/C	Supercharger
A/C	Air Conditioner	M/L	Mainline	S/D	*Sedan Delivery
A/S	Air Suspension	O/D	Overdrive	S/L	Sunliner
C/L	Customline	P/I	Police Interceptor	S/T	Standard Transmission
C/M	Cruise-O-Matic	P/L	Parklane	S/W	*Station Wagon
F/L	Fairlane	P/S	Power Steering		
F/M	FORDOMATIC TRANSMISSION	S	Thunderbird		

☪ Includes parts common to Station Wagon, Sedan Delivery, Ranchero, Police Interceptor when applicable.

* Models S/D and S/W when shown separately apply to parts peculiar to Sedan Delivery and Station Wagons.

CARBURETOR CATALOG SYMBOLS

Some illustrations in Section 95 are identified with carburetor catalog symbols. The carburetor catalog symbols are identical with the carburetor parts list numbers shown in the Carburetor Identification Chart in Section 95 of the "Text" Catalog, Form FD-9462, and apply to the same carburetors.

EXPLANATION OF SYMBOL ★

- ★ Symbol indicates part is not supplied for service due to the following:
 - a. Due to its function there would be little or no demand.
 - b. Part can be improvised as indicated in the description column of "Text" Catalog.

HOW TO ORDER PARTS

When ordering parts, always give the complete part number. In the event the part number is not known, the following information should be included.

- A. Complete description of part.
- B. Model year and body type.
- C. Dimension, number of teeth, size, etc.; if possible rough sketch of part.
- D. If applicable to engine, transmission, axle, steering, etc.; specify type; such as 312 cubic inch, Fordomatic, Power Steering, etc.
- E. Advise how shipment is to be made - Freight, Express, Air, Parcel Post.

ABBREVIATIONS

<p>2/b or 2/v..... 2 barrel 3/T..... 3 speed trans. 4/b or 4/v..... 4 barrel 4/T or 4/S/T..... 4 speed trans. 6/b or 6/V..... 6 barrel abs..... absorber A/C..... air conditioner altnr..... alternating accel..... accelerator adj..... adjustment alum..... aluminum amp..... ampere approx..... approximately AR..... As Required assy..... assembly A/S..... air suspension attach..... attached</p> <p>blk..... block brg..... bearing brkt..... bracket brkr..... breaker bus..... business</p> <p>carb..... carburetor C/CW..... counter clockwise C. I. D..... cubic inch displacement C/L..... Customline C/M..... cruise-o-matic C. P..... candle power clstr..... cluster c/member..... crossmember col..... column com..... compressor compt..... compartment cond..... conditioning conn..... connecting con..... control cvr..... cover cov..... cover cp..... candle power c/pin..... cotter pin c/shaft..... crankshaft ctr..... center C/W..... clockwise cyl..... cylinder</p> <p>def..... defroster defl..... deflector dia..... diameter diam..... diameter diff..... differential disp..... displacement dist..... distributor</p> <p>elec..... electric eng..... engine equal..... equalizer</p>	<p>exh..... exhaust ext..... external</p> <p>fdr..... fender fill..... fillister frt..... front F/L..... Fairlane flr..... floor F/M..... Fordomatic F/M/2..... Fordomatic 2 speed ft..... foot f/wheel..... flywheel flex..... flexible</p> <p>gen..... generator gov..... governor</p> <p>H/D..... heavy duty hd..... head hex..... hexagon HP..... horsepower htr..... heater hsg..... housing hyd..... hydraulic</p> <p>I. D..... inside diameter identi..... identification indic..... indicator int..... internal ign..... ignition instru..... instrument inter..... intermediate</p> <p>lb..... pound L. H..... left hand lt./frame..... light weight frame lub..... lubricator l/w..... lockwasher l/washer..... lockwasher lwr..... lower</p> <p>man..... manifold med..... medium M/L..... Mainline mldg..... moulding mtd..... mounted mtg..... mounting mtr..... motor</p> <p>No..... number</p> <p>o/all..... overall O. D..... outside diameter O/D..... overdrive o/drive..... overdrive O. H. V..... over head valve o/s..... oversize oz..... ounce</p>	<p>pass..... passenger pcs..... pieces P/I..... Police Interceptor P/L..... Parklane press..... pressure P/S..... power steering pt..... pint</p> <p>qtr..... quarter qty..... quantity</p> <p>rad..... radiator rd..... round reg..... regulator reinf..... reinforcement repl..... replaced ret..... retainer</p> <p>R. H..... right hand R. P. M..... revolutions per minute</p> <p>S/C..... Supercharger S/D..... Sedan Delivery S/L..... Sunliner</p> <p>speedo..... speedometer sprg..... spring s/ring..... snap ring std..... standard strg..... steering</p> <p>S/T..... standard transmission suppt..... support susp..... suspension S/W..... Station Wagon</p> <p>tach..... tachometer temp..... temperature thd..... thread trans..... transmission T. V..... throttle valve</p> <p>u/joint..... universal joint u/s..... undersize</p> <p>vac..... vacuum vent..... ventilation</p> <p>w/..... with w/o..... without w/s..... windshield</p> <p>w/shield..... windshield w/strip..... weather strip warn..... warning wt..... weight</p> <p>x/c..... extra cooling</p>
---	--	---

FORD GROUP AND BASIC PART NUMBERS

Ford group and basic part numbers are grouped according to their function; for example, all parts applying to the rear axle are grouped from 4000 to 4296, transmission and clutch from 6905 to 7997, etc.

Following is an index and section number of the various groups--

GROUP AND BASIC PART NO. SERIES	GROUP NAME	SECTION	GROUP AND BASIC PART NO. SERIES	GROUP NAME	SECTION
1000-1250	Wheels, hubs and drums	10	11000-11382	Starter motor	110
1350-1499	Spare wheel carrier	10	11450-11688	Lighting & ignition switch	110
2001-2285	Brakes (service)	20, 22	12000-12390	Ignition coil, distributor, condenser	120
2307-2438	Brakes (power)	23	12402-12425	Spark plug	120
2442-2482	Brake controls	24	13002-13248	Lamps (head and parking)	130
2505-2900	Brakes (parking)	24			
			13402-13796	Lamps (rear)	134, 137
			13809-13853	Lamps (license and pillar) & horn	137
3000-3359	Front suspension and steering linkage	30	14197-14689	Wiring	140, 145
3500-3764	Steering gear	35, 36	15000-15858	Miscellaneous accessories	150
4000-4296	Rear axle	40	16000-16550	Front fender	160
4600-4859	Drive shaft	46			
5000-5176	Frame	50	16600-16999	Hood	166
			17005-17125	Tools	170
5200-5299	Muffler & exhaust pipe	52	17248-17383	Speedometer & tachometer	170, 172
5300-5499	Front spring & stabilizer	53	17402-17666	Windshield wiper & washer	172, 175, 176
5550-5832	Rear spring	53	17700-17730	Mirror	176
6000-6898	Engine	60, 61, 62, 63, 65, 66	17736-17999	Bumper	176
6905-6968	Transmission overdrive & engine steady rest	69, 70			
			18000-18125	Shock absorber	180
			18148-18994	Miscellaneous accessories	180, 182, 184
7000-7997	Transmission and clutch	70, 71, 72, 73, 75, 76	19500-19585	Appearance and maintenance materials	Paint
7000-7997	Automatic Transmission	A70, A71, A72, A73, A75, A76	19600-19980	Air conditioner	190
8000-8499	Radiator and grille	80	4000000 & Up	Body Parts	
8500-8689	Water pump and fan	85			
9002-9296	Fuel tank & supercharger	90	BODY SECTION		
9301-9420	Fuel pump	93, 94		Body front	000
9421-9499	Manifolds, clamps, etc.	94		Windshield	030
				Instrument panel	042
9500-9599	Carburetor & supercharger	95, 95A, 95B		Floor	100
9600-9699	Air cleaner	96		Front door	200, 210, 220, 230
9700-9999	Accelerator & choke control rods	97		Rear door	240, 260
				Quarter	270, 280, 290, 295, 300
10000-10449	Generator & Alternator	100		Back window and luggage compartment	400, 420, 430, 440
10500-10653	Voltage regulator	100, 106		Roof, folding top	500, 510, 520, 530
10654-10756	Battery	106		Seats	600, 610, 620
10838-10990	Instruments	106			

TYPICAL PATENT PLATE - thru 1959

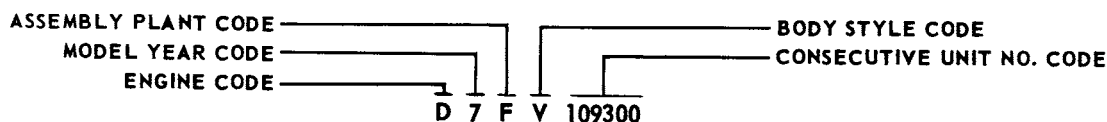
The Patent Plate is located on the left front body pillar on all passenger and Thunderbird models.

The following diagram of the Patent Plate specifies, in the Serial Number: the Engine Type, Model Year, Plant which assembled the car, Body Style and numerical sequence of assembly.

Indicated in the body specifications are the Body Type, Exterior Paint Color, Trim Scheme, Production Date, Transmission Type and Rear Axle Ratio.

IMPORTANT Always furnish appropriate Patent Plate information and DSO number if applicable when ordering parts not listed in the Catalog.

PATENT PLATE DIAGRAM



Serial Number (D7FV109300)

"D" -- 8 cyl. OHV Engine -- 312 cu. in. disp. -- 4-venturi carb.

"7" -- 1957 Model

"F" -- Assembled at Dearborn Plant

"V" -- Victoria body style -- Fairlane or Fairlane "500"

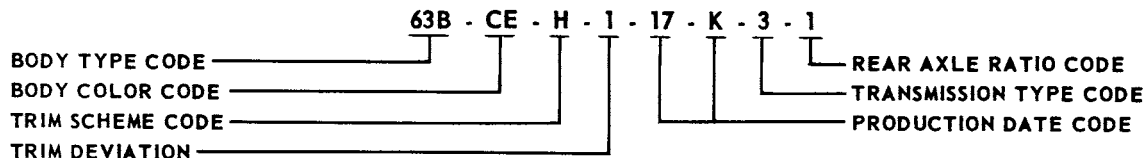
"109300" -- Nine thousand, three hundredth car assembled.

SERIAL	NUMBER	MADE IN	<i>Ford</i>			REG. U. S.
D7FV	109300	U. S. A. BY				PAT. OFF.
BODY	COLOR	TRIM	DATE	TRANS	AXLE	
63B	CE	H-1	17K	3	1	

THIS VEHICLE IS CONSTRUCTED UNDER UNITED STATES LETTER PATENTS

2 270 122	2 590 719	2 628 833	2 677 572	2 708 594
2 290 927	2 612 829	2 631 694	2 677 574	2 726 894
2 310 416	2 617 681	2 639 938	2 698 012	

OTHER PATENTS PENDING



Style and Body Specifications (63B - CE - H - 1 - 17K - 3 - 1)

"63B" -- Victoria -- Fairlane Tudor

* "CE" -- Dresden Blue lower body, Colonial White upper body

"H" -- Colonial Vinyl and Blue Tropical-Leaf Fabric Bodycloth

"1" -- First Trim Deviation

"17" -- Seventeenth Day of Month

"K" -- Month of year -- October

"3" -- Fordomatic Transmission

"1" -- Rear Axle Ratio of 3.10 to 1.

* When vehicle is two-toned the lower body color code will appear first in the Paint Color Code space.

PATENT PLATE - CONTINUED

BODY TYPE CODES

CODE		BODY TYPE	MODEL YEARS	CODE		BODY TYPE	MODEL YEARS
BODY TYPE	SERIES			BODY TYPE	SERIES		
FORD 1949 thru 1959							
51A		Fairlane "500" Hide-Away Hardtop	1957/58	71F		Station Wagon "Country Sedan" (6 passenger)	1959
51A		Galaxie Hide-Away Hardtop	1959	71G		Station Wagon "Country Squire" (9 passenger)	1959
54A		Galaxie Town Sedan	1959	71H		Fordor Ranch Wagon	1959
57A		Fairlane Fordor Victoria	1956	72A		Ford Club Coupe	1949
57A		Fairlane "500" Town Victoria	1957/59	72B		Ford Custom Club Coupe	1949
57B		Fairlane Town Victoria	1957/58	72B		Custom Deluxe Club Coupe	1950
58A		Fairlane Town Sedan	1957/59	72B		Custom Club Coupe	1951
58B		Fairlane "500" Town Sedan	1957/59	72B		Customline Club Coupe	1952/54
58E		Custom "300" Fordor Sedan	1959	72C		Ford Business Coupe	1949
59A		Mainline Ranch Wagon	1952/56	72C		Deluxe Business Coupe	1950/51
59A		Tudor Ranch Wagon	1957/58	72C		Mainline Business Coupe	1952/54
59B		Customline Ranch Wagon	1954/56	73A		Ford Fordor Sedan	1949
59B		Tudor Ranch Wagon "Del Rio"	1957/58	73A		Deluxe Fordor Sedan	1950/51
59C		Fairlane Ranch Wagon	1956	73A		Mainline Fordor Sedan	1952/56
59C		Tudor Ranch Wagon	1959	73A		Custom Fordor Sedan	1957
59D		Tudor Ranch Wagon "Country Sedan"	1959	73A		Custom "300" Fordor Sedan	1958
59E		Tudor Commercial Ranch Wagon "Courier"	1959	73B		Ford Custom Fordor Sedan	1949
60		Victoria	1950	73B		Custom Deluxe Fordor Sedan	1950
60B		Crestline Victoria	1952/54	73B		Custom Fordor Sedan	1951
60B		Fairlane Victoria	1955	73B		Customline Fordor Sedan	1952/56
60F		Crestline Skyliner	1954	73B		Custom "300" Fordor Sedan	1957
63A		Fairlane "500" Club Victoria	1957/59	73B		Custom "300" Fordor Sedan (optional Interior Trim)	1958
63B		Fairlane Club Victoria	1957/58	73C		Crestline Fordor Sedan	1954
64A		Fairlane Crown Victoria-Solid Top	1955/56	73C		Fairlane Town Sedan	1955/56
64A		Fairlane Club Sedan	1957/59	75A		Galaxie Town Victoria	1959
64B		Fairlane Crown Victoria- Transparent Top	1955/56	76B		Ford Custom Convertible Coupe	1949
64B		Fairlane "500" Club Sedan	1957/59	76B		Custom Deluxe Convertible Coupe	1950
64C		Fairlane Victoria	1956	76B		Custom Convertible Coupe	1951
64D		Customline Victoria	1956	76B		Crestline Convertible Coupe	1952/54
64F		Custom "300" Tudor Sedan	1959	76B		Fairlane Convertible Coupe	1955/56
64G		Custom "300" Business Tudor	1959	76B		Fairlane "500" Convertible Coupe	1957/58
64H		Galaxie Club Sedan	1959	76B		Galaxie Convertible Coupe (Sunliner)	1959
65A		Galaxie Club Victoria	1959	78A		Sedan Delivery	1952/58
66A		Ranchero	1957/59	79		Ford Custom Station Wagon	1949
66B		Ranchero	1957/58	79		Custom Deluxe Station Wagon	1950
66C		Ranchero	1959	79		Custom Station Wagon "Country Squire"	1950/51
70A		Ford Tudor Sedan	1949	79A		Fordor Ranch Wagon	1958
70A		Deluxe Tudor Sedan	1950/51	79B		Customline Station Wagon "Country Sedan"	1952/55
70A		Mainline Tudor Sedan	1952/56	79B		Customline Station Wagon "Country Sedan" (6 passenger)	1955
70A		Custom Tudor Sedan	1957	79B		Fairlane Station Wagon "Country Sedan" (8 passenger)	1955/56
70A		Custom "300" Tudor Sedan	1958	79C		Crestline Station Wagon "Country Squire"	1952/55
70B		Ford Custom Tudor Sedan	1949	79C		Fairlane Station Wagon "Country Squire" (8 passenger)	1955/56
70B		Custom Deluxe Tudor Sedan	1950	79D		Customline Station Wagon "Country Sedan" (6 passenger)	1956
70B		Custom Tudor Sedan	1951	79D		Station Wagon "Country Sedan" (6 passenger)	1957/58
70B		Customline Tudor Sedan	1952/56	79E		Station Wagon "Country Squire" (9 passenger)	1957/58
70B		Custom "300" Tudor Sedan	1957				
70B		Custom "300" Tudor Sedan (optional Interior Trim)	1958				
70C		Fairlane Club Sedan	1955/56				
70D		Mainline Business Tudor	1955/56				
70D		Custom Business Tudor	1957				
70D		Custom "300" Business Tudor	1958				
71E		Station Wagon "Country Sedan" (9 passenger)	1959				

THUNDERBIRD 1955/59

40		Thunderbird Convertible	1955/57	S(76A)		Thunderbird Convertible	1958
S(63A)		Thunderbird Hard Top	1958	S(76A)	J	Thunderbird Convertible	1959
S(63A)	H	Thunderbird Hard Top	1959				

PATENT PLATE - CONTINUED

TRIM SCHEME CODES

CODE	TRIM SCHEME	CODE	TRIM SCHEME
1957			
A	Silver and Gray Shantung Vinyl and Gray Random Block Fabric	AJ	Colonial Vinyl and Red Silver-Shadow Fabric
E	Starmist Chain-Grain Vinyl and Blue Silver-Dash or Blue Flying-Dart Fabric	AN	Willow Chain-Grain Vinyl and Green Flying-Dart or Green Silver-Dash Fabric
F	Woodsmoke Chain-Grain Vinyl and Gray Silver-Dash or Gray Flying-Dart Fabric	AR	Blue Basket-Weave Fabric and Blue Sculptured Fabric
G	Doeskin Chain-Grain Vinyl and Brown Silver-Dash Fabric	AS	Green Basket-Weave Fabric and Green Sculptured Fabric
H	Colonial Vinyl and Blue Tropical-Leaf or Blue Silver-Shadow Fabric	AT	Raven Vinyl and Gold Ripple-Wave Fabric
J	Colonial Vinyl and Green Tropical-Leaf or Green Silver-Shadow Fabric	AU	Colonial Vinyl and Flame Embossed or Pleated Flame Vinyl
K	Colonial Vinyl and Gray Tropical-Leaf Fabric	AX	Doeskin Vinyl and Tan Sharkskin Woven Plastic
L	Colonial Vinyl and Brown Tropical-Leaf or Brown Silver-Shadow Fabric	AZ	Colonial Vinyl and Tan Silver-Tweed Woven or Tan Silver-Tweed Puff Woven Plastic
R	Gray Basket-Weave Fabric and Gray Sculptured Fabric	BC	Blue Airweave Vinyl
S	Brown Basket-Weave Fabric and Brown Sculptured Fabric	BD	Green Airweave Vinyl
T	Gold Basket-Weave Fabric and Black Sculptured Fabric	BE	Black Airweave Vinyl
U	Colonial Vinyl and Black Silver-Shadow Fabric	BF	Red Airweave Vinyl
X	Colonial Vinyl and Blue Silver Tweed Woven or Blue Silver Tweed Puff Woven Plastic	BG	Brown Airweave Vinyl
AA	Colonial Vinyl and Raven Embossed Vinyl		
AB	Colonial Vinyl and Dresden Embossed or Blue French Stitch Vinyl		THUNDERBIRD
AC	Colonial Vinyl and Cumberland Embossed or Pleated Cumberland Vinyl	XA	Pleated Raven Vinyl and Pleated Colonial Vinyl
		XH	Pleated Flame Vinyl
		XJ	Pleated Bronze Vinyl
		XK	Pleated Colonial Vinyl
		XL	Pleated Dresden Vinyl and Pleated Starmist Vinyl
		XM	Pleated Cumberland Vinyl and Pleated Willow Vinyl

1958

A	Silver Shantung Vinyl and Silver Lattice-Pattern Fabric	Z	Colonial Sof-Textured Vinyl and Black Whipcord Embossed Vinyl
C	Blue Sof-Textured Vinyl and Blue Box-Striped Fabric or Blue Random-Block Patterned Fabric or Blue Royal Scot Tweed	AB	Beige Sof-Textured Vinyl and Shadow Pattern Woven Plastic
D	Green Sof-Textured Vinyl and Green Box Striped Fabric or Green Random-Block Patterned Fabric or Green Royal Scot Tweed	AC	Blue Sof-Textured Vinyl and Blue Basket Weave Plastic or Blue Thong Patterned Plasti-Fab
E	Gray Sof-Textured Vinyl and Gray Box-Striped Fabric or Gray Random-Block Patterned Fabric	AH	Beige Sof-Textured Vinyl and Brown Basket Weave Plastic or Brown Thong Patterned Plasti-Fab
F	Beige Sof-Textured Vinyl and Brown Random-Block Patterned Fabric or Brown Royal Scot Tweed	AJ	Gray Shadow-Block Patterned and Gray Damask Cloth
G	Colonial Sof-Textured Vinyl and Black Random-Block Patterned Fabric or Black Royal Scot Tweed	AK	Colonial Sof-Textured Vinyl and Gulfstream Royal Scot Tweed
H	Colonial Sof-Textured Vinyl and Palomino Royal Scot Tweed	AL	Colonial Sof-Textured Vinyl and Gulfstream Whipcord Embossed Vinyl
J	Blue Shadow-Block Patterned and Blue Damask Cloth	AM	Gold Sof-Textured Vinyl and Black Royal Scot Tweed
K	Green Shadow-Block Patterned and Green Damask Cloth	*CZ	Blue Sof-Textured Vinyl and Blue Random-Block Patterned Fabric
L	Brown Shadow-Block Patterned and Brown Damask Cloth	*DZ	Green Sof-Textured Vinyl and Green Random-Block Patterned Fabric
R	Black Shadow-Block Patterned and Gold Damask Cloth	*EZ	Gray Sof-Textured Vinyl and Gray Random-Block Patterned Fabric
S	Colonial Sof-Textured Vinyl and Red Royal Scot Tweed		THUNDERBIRD
U	Blue Sof-Textured Vinyl and Blue Whipcord Embossed Vinyl or Blue Embossed-Stitch Vinyl	XA	Blue Sof-Textured Vinyl and Blue Highland Tweed
V	Green Sof-Textured Vinyl and Green Whipcord Embossed Vinyl or Green Sof-Textured Vinyl	XB	Green Sof-Textured Vinyl and Green Highland Tweed
X	Colonial Sof-Textured Vinyl and Palomino Whipcord Embossed Vinyl	XC	Black Sof-Textured Vinyl and Black Highland Tweed
Y	Colonial Sof-Textured Vinyl and Red Whipcord Embossed Vinyl or Red Sof-Textured Vinyl	XE	Blue and White Sof-Textured Vinyl
		XF	Green and White Sof-Textured Vinyl
		XG	Red and White Sof-Textured Vinyl
		XH	Black and White Sof-Textured Vinyl
		XK	Gulfstream Sof-Textured Vinyl and Gulfstream Highland Tweed
		XL	Palomino and White Sof-Textured Vinyl
		XM	Gulfstream and White Sof-Textured Vinyl

* Used on Body Types 70B and 73B after May 9, 1958

PATENT PLATE - CONTINUED
TRIM SCHEME CODES
1959

CODE	TRIM SCHEME	CODE	TRIM SCHEME
02	Blue Ribbed Vinyl Bolster and Blue Random Block Fabric	57	Radiant Colonial White Sof-Textured Vinyl Bolster and Torch Red Striped Nub Fabric with Silver Strand
03	Green Ribbed Vinyl Bolster and Green Random Block Fabric	58	Radiant Colonial White Sof-Textured Vinyl Bolster and Torch Red Shantung Pattern Vinyl
07	Blue Tweedweave Fabric Bolster and Blue Linen-Pattern Cloth with Silver Fleck	59	Medium Blue Shantung Vinyl
08	Green Tweedweave Fabric Bolster and Green Linen-Pattern Cloth with Silver Fleck	60	Medium Brown Shantung Vinyl
09	Bronze Tweedweave Fabric Bolster and Bronze Linen-Pattern Cloth with Silver Fleck	024	Radiant Blue Sof-Textured Vinyl Bolster and Blue Shadowweave Fabric
10	Gray Tweedweave Fabric Bolster and Gray Linen-Pattern Cloth with Silver Fleck	032	Radiant Green Sof-Textured Vinyl Bolster and Green Shadowweave Fabric
11	Turquoise Tweedweave Fabric Bolster and Turquoise Linen-Pattern Cloth with Silver Fleck	111	Turquoise Tweedweave Fabric Bolster and Turquoise Linen-Pattern Cloth with Silver Fleck
12	Gray Tweedweave Fabric Bolster and Gold Linen-Pattern Cloth with Silver Fleck	121	Gray Tweedweave Fabric Bolster and Gold Linen-Pattern Cloth with Silver Fleck
25	Blue Sof-Textured Vinyl Bolster and Blue Lattice Pattern Plasti-Fab Weave	296	Radiant Silver Sof-Textured Vinyl Bolster and Gunsmoke Shadowweave Fabric
26	Fawn Sof-Textured Vinyl Bolster and Bamboo Pattern Vinyl	301	Blue Tweedweave Fabric Bolster and Blue Linen-Pattern Cloth with Silver Fleck
29	Gunsmoke Ribbed Vinyl Bolster and Gunsmoke Random Block Fabric	302	Radiant Blue Sof-Textured Vinyl Bolster and Blue Striped Nub Fabric with Silver Strand
30	Radiant Blue Sof-Textured Vinyl Bolster and Blue Shadowweave Fabric	311	Green Tweedweave Fabric Bolster and Green Linen-Pattern Cloth with Silver Fleck
30	Radiant Blue Sof-Textured Vinyl Bolster and Blue Striped Nub Fabric with Silver Strand	312	Radiant Green Sof-Textured Vinyl Bolster and Green Striped Nub Fabric with Silver Strand
31	Radiant Green Sof-Textured Vinyl Bolster and Green Shadowweave Fabric	323	Gray Tweedweave Fabric Bolster and Gray Linen-Pattern Cloth with Silver Fleck
31	Radiant Green Sof-Textured Vinyl Bolster and Green Striped Nub Fabric with Silver Strand	331	Bronze Tweedweave Fabric Bolster and Bronze Linen-Pattern Cloth with Silver Fleck
32	Radiant Silver Sof-Textured Vinyl Bolster and Gunsmoke Shadowweave Fabric	331	Radiant Bronze Sof-Textured Vinyl Bolster and Bronze Shadowweave Fabric
33	Radiant Bronze Sof-Textured Vinyl Bolster and Bronze Shadowweave Fabric	332	Radiant Bronze Sof-Textured Vinyl Bolster and Bronze Striped Nub Fabric with Silver Strand
33	Radiant Bronze Sof-Textured Vinyl Bolster and Bronze Striped Nub Fabric with Silver Strand	341	Radiant Turquoise Sof-Textured Vinyl Bolster and Turquoise Striped Nub Fabric with Silver Strand
34	Radiant Turquoise Sof-Textured Vinyl Bolster and Turquoise Striped Nub Fabric with Silver Strand	371	Radiant Colonial White Sof-Textured Vinyl Bolster and Geranium Striped Nub Fabric with Silver Strand
37	Radiant Colonial White Sof-Textured Vinyl Bolster and Geranium Striped Nub Fabric with Silver Strand	381	Radiant Gold Sof-Textured Vinyl Bolster and Raven Striped Nub Fabric with Silver Strand
38	Radiant Gold Sof-Textured Vinyl Bolster and Raven Striped Nub Fabric with Silver Strand	571	Radiant Colonial White Sof-Textured Vinyl Bolster and Torch Red Striped Nub Fabric with Silver Strand
39	Radiant Blue Sof-Textured Vinyl Bolster and Blue Shantung Pattern Vinyl	THUNDERBIRD	
40	Radiant Green Sof-Textured Vinyl Bolster and Green Shantung Pattern Vinyl	1X	Blue Sof-Textured Vinyl Bolster and Blue Nylon Check Fabric with Silver Strand
45	Radiant Green-Sof Textured Vinyl Bolster and Green Thong Pattern Plasti-Fab Weave with Gold Strand	2X	Green Sof-Textured Vinyl Bolster and Green Nylon Check Fabric with Silver Strand
46	Radiant Colonial White Sof-Textured Vinyl Bolster & Red Thong Pattern Plasti-Fab Weave with Gold Strand	3X	Turquoise Sof-Textured Vinyl Bolster and Turquoise Nylon Check Fabric with Silver Strand
47	Radiant Bronze Sof-Textured Vinyl Bolster and Bronze Shantung Pattern Vinyl	4X	Raven Sof-Textured Vinyl Bolster and Raven and White Nylon Check Fabric with Silver Strand
48	Radiant Geranium Sof-Textured Vinyl Bolster and Raven Striped Nub Fabric with Silver Strand	5X	Blue Sof-Textured Vinyl Bolster and Blue Sof-Textured Vinyl
49	Radiant Blue Sof-Textured Vinyl Bolster and Radiant Blue Pleated Sof-Textured Vinyl	6X	Green Sof-Textured Vinyl Bolster and Colonial White Sof-Textured Vinyl
51	Radiant Turquoise Sof-Textured Vinyl Bolster and Radiant Turquoise Pleated Sof-Textured Vinyl	7X	Turquoise Sof-Textured Vinyl Bolster and Colonial White Sof-Textured Vinyl
52	Radiant Gold Sof-Textured Vinyl Bolster and Raven Pleated Sof-Textured Vinyl	8X	Raven Sof-Textured Vinyl Bolster and Colonial White Sof-Textured Vinyl
53	Radiant Geranium Sof-Textured Vinyl Bolster and Raven Pleated Sof-Textured Vinyl	9X	Torch Red Sof-Textured Vinyl Bolster and Colonial White Sof-Textured Vinyl
55	Torch Red Sof-Textured Vinyl Bolster and Raven Pleated Sof-Textured Vinyl	1Y	Raven Genuine Top Grain Leather
56	Torch Red Sof-Textured Vinyl Bolster and Raven Striped Nub Fabric with Silver Strand	2Y	Hickory Tan Genuine Top Grain Leather
		3Y	Turquoise Genuine Top Grain Leather
		4Y	Torch Red Genuine Top Grain Leather
		5Y	Hickory Tan Sof-Textured Vinyl Bolster and Colonial White Sof-Textured Vinyl

PATENT PLATE - CONTINUED

EXTERIOR PAINT BODY COLOR CODES - Solid Colors

CODE	PART NUMBER	COLOR	CODE	PART NUMBER	COLOR
1952					
A	M-1724	Raven Black	J	M-14200	Hawaiian Bronze
B	M-14285	Sheridan Blue	K	M-2J-16	Sandpiper Tan
C	M-14448	Alpine Blue	L	M-2J-68	Sungate Ivory
D	M-2J-64	Woodsmoke Gray	M	M-1722	Coral Flame Red
E	M-2J-65	Shannon Green Metallic	N	M-14283	Meadow Green
F	M-2J-67	Meadowbrook Green	P		Prime
G	M-2J-66	Glenmist Green	SS		Special Paints
H	M-2J-43	Carnival Red			

1953					
A	M-1724	Raven Black	J	M-2J-188	Polynesian Bronze Metallic
B	M-14285	Sheridan Blue	K	M-2J-16	Sandpiper Tan
C	M-2J-184	Glacier Blue	L	M-2J-68	Sungate Ivory
D	M-2J-64	Woodsmoke Gray	M	M-2J-175	Coral Flame Red (Non-Bleeding)
E	M-2J-185	Timberline Green Metallic		M-1722	Coral Flame Red (Special)
F	M-2J-186	Fernmist Green	P	M-4415	Prime
G	M-2J-187	Seafoam Green	S	M-2J-221	Flamingo Red
H	M-2J-43	Carnival Red Metallic	SS		Special Paints

1954					
A	M-1724	Raven Black	J	M-2J-259	Lancer Maroon Metallic
B	M-14285	Sheridan Blue	L	M-2J-261	Sandalwood Tan
C	M-2J-253	Cadet Blue Metallic	M	M-2J-273	Sandstone White
D	M-2J-184	Glacier Blue	N	M-2J-175	Torch Red
E	M-2J-238	Dovetone Gray	R	M-2J-263	Cameo Coral
F	M-2J-256	Highland Green Metallic	P	M-4415	Prime
G	M-2J-257	Killarney Green Metallic	SS		Special Paints
H	M-2J-258	Sea Haze Green	V	M-2J-358	Golden Rod Yellow

1955					
A	M-1724	Raven Black	K	M-2J-357	Buckskin Brown
B	M-2J-346	Banner Blue	M	M-2J-353	Regency Purple
C	M-2J-347	Aquatone Blue	R	M-2J-175	Torch Red
D	M-2J-355	Waterfall Blue	T	M-2J-359	Thunderbird Blue (Skyhaze Green)
E	M-2J-354	Snowshoe White	V	M-2J-358	Goldenrod Yellow
F	M-2J-348	Pine Tree Green	W	M-2J-352	Tropical Rose
G	M-2J-349	Sea Sprite Green	P		Prime
H	M-2J-350	Neptune Green	S		Special

PATENT PLATE - CONTINUED

EXTERIOR PAINT BODY COLOR CODES - Solid Colors


CODE	PART NUMBER	COLOR	CODE	PART NUMBER	COLOR
1956					
A	M-1724	Raven Black	J	M-2J-528	Buckskin Tan
B	M-2J-521	Nocturne Blue	K	M-2J-530	Fiesta Red
C	M-2J-529	Bermuda Blue	L	M-2J-534	Peacock Blue
D	M-2J-523	Diamond Blue	M	M-2J-531	Goldenglow Yellow
E	M-2J-524	Colonial White	N	M-2J-533	Mandarin Orange
F	M-2J-525	Pine Ridge Green	P		Prime
G	M-2J-527	Meadowmist Green	S		Special
H	M-2J-532	Platinum Gray			

1957					
A	M-1724	Raven Black	P		Prime
C	M-1J-834	Dresden Blue	Q	M-1J-706	Thunderbird Bronze
E	M-2J-524	Colonial White	S		Special
F	M-1J-633	Starmist Blue	T	M-1J-756	Woodsmoke Gray
G	M-1J-755	Cumberland Green	V	M-1J-640	Flame Red
J	M-1J-747	Willow Green	X	M-1J-835	Dusk Rose
K	M-1J-841	Dark Brown (Special)	Y	M-1J-641	Inca Gold
L	M-1J-748	Doeskin Tan	Z	M-1J-642	Coral Sand
N	M-1J-757	Gunmetal Gray			
D	M-1J-871	Silver Mocha			

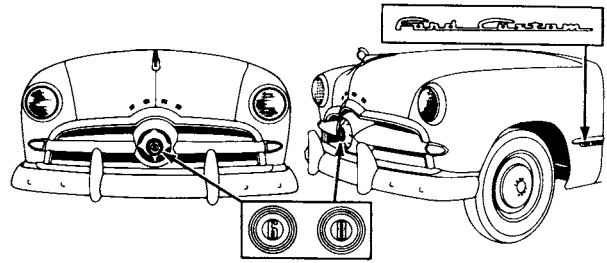
1958					
A	M-1724	Raven Black	M	M-1J-900	Gulfstream Blue
B	M-1J-495	Winterset White	N	M-1J-894	Seaspray Green
C	M-1J-896	Desert Beige	O	M-1J-979	Platinum
D	M-1J-902	Palomino Tan	P		Prime
E	M-2J-524	Colonial White	R	M-2J-175	Torch Red
F	M-1J-893	Silvertone Green	S		Special
G	M-1J-899	Sun Gold	T	M-1J-891	Silvertone Blue
H	M-1J-897	Gunmetal Gray	V	M-1J-859	Casino Cream
I	M-1J-1026	Grenadier Red	W	M-1J-860	Cameo Rose
J	M-1J-895	Bali Bronze	X	M-1J-857	Cascade Green
K	M-1J-856	Everglade Green	Y	M-1J-853	Monarch Blue
L	M-1J-892	Azure Blue	Z	M-1J-854	Regatta Blue

1959					
PASSENGER			THUNDERBIRD		
A	M-1J-1724	Raven Black	A	M-1J-1724	Raven Black
C	M-1J-1012	Wedgewood Blue	C	M-1J-1168	Baltic Blue
D	M-1J-1019	Indian Turquoise	D	M-1J-1019	Indian Turquoise
E	M-1J-524	Colonial White	E	M-1J-524	Colonial White
F	M-1J-1016	Fawn Tan	F	M-1J-1068	Hickory Tan
G	M-1J-1014	April Green	G	M-1J-1066	Glacier Green
H	M-1J-1015	Tahitian Bronze	H	M-1J-1015	Tahitian Bronze
J	M-1J-1011	Surf Blue	J	M-1J-1061	Steel Blue
Q	M-1J-1013	Sherwood Green	K	M-1J-1073	Sandstone
R	M-1J-175	Torch Red	L	M-1J-921	Diamond Blue
T	M-1J-1018	Geranium	M	M-1J-1067	Doeskin Beige
Y	M-1J-641	Inca Gold	N	M-1J-1167	Starlight Blue
Z	M-1J-1206	Gunsmoke Gray	Q	M-1J-1065	Sea Reef Green
P		Prime	R	M-1J-1216	Brandywine Red
S		Special	T	M-1J-1071	Flamingo
L	M-1J-1284	Surf Blue	U	M-1J-1172	Cordovan
M	M-1J-1285	Sherwood Green	V	M-1J-859	Casino Cream
K	M-1J-1286	Tahitian Bronze	W	M-1J-1169	Tamarack Green
N	M-1J-1287	Gunsmoke Gray	Z	M-1J-979	Platinum
1	DL60-1232	Monte Carlo Red			
4	DL60-1273	Meadowvale Green			
5	DL60-1225	Belmont Blue			
6	DL60-1226	Skymist Blue			
W	DL60-1274	Adriatic Green			

1949



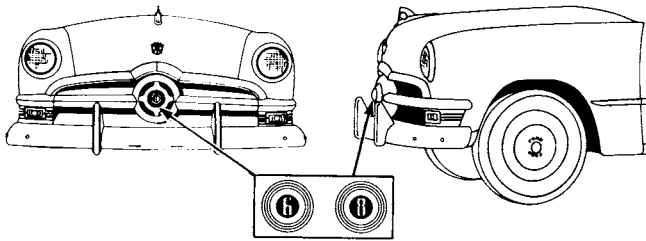
FORD



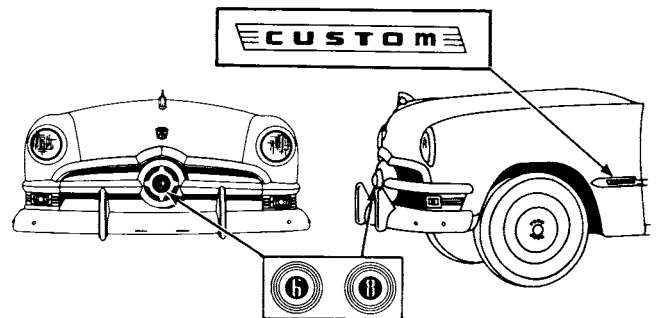
FORD CUSTOM

P-847

1950

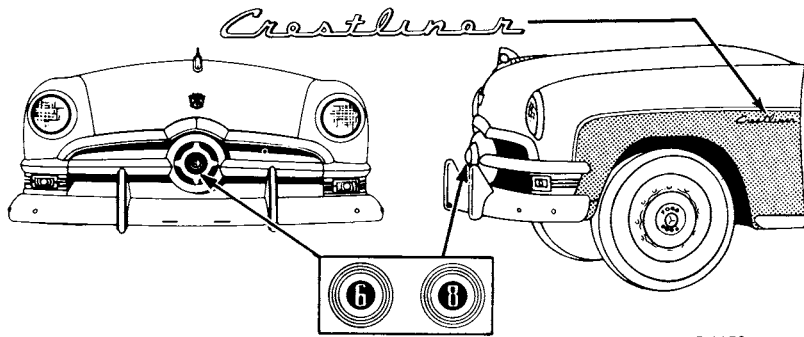


DELUXE



CUSTOM DELUXE

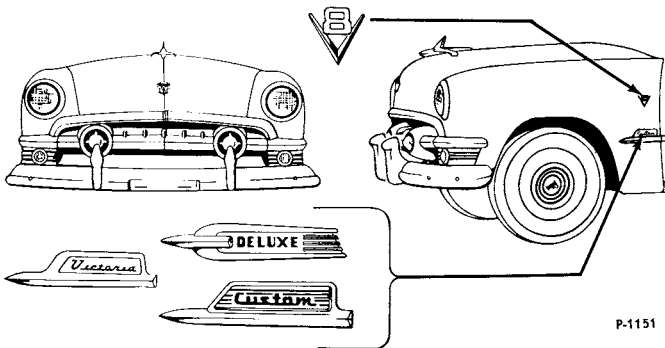
P-1076



CRESTLINER

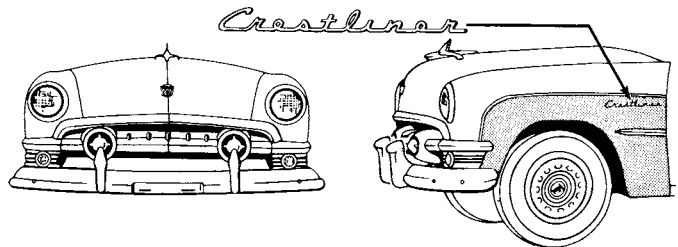
P-1152

1951



DELUXE, CUSTOM and VICTORIA


P-1151



CRESTLINER

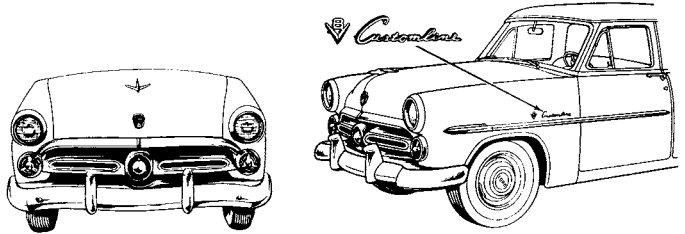
P-1187

1952




P-1373

MAINLINE AND SEDAN DELIVERY




P-1372

CUSTOMLINE



P-1370


CRESTLINE -- VICTORIA AND SUNLINER



P-1371


CRESTLINE -- COUNTRY SQUIRE

1953




P-1434

MAINLINE AND SEDAN DELIVERY




P-1433

CUSTOMLINE



P-1431



CRESTLINE -- VICTORIA AND SUNLINER



P-1432

CRESTLINE -- COUNTRY SQUIRE



1954



MAINLINE

P-1667



*Mainline
Crestline
Ranch Wagon*



CUSTOMLINE

P-1668

*Customline
Country Sedan
Ranch Wagon*





P-1669

*Victoria
Skyliner
Sunliner*

Crestline

CRESTLINE -- VICTORIA, SKYLINER AND SUNLINER





P-1670

*Crestline
Country Squire*

CRESTLINE -- COUNTRY SQUIRE



1955



MAINLINE

P-1880


*Mainline
Crestline*



CUSTOMLINE

P-1881

*Customline
Ranch Wagon
Country Squire*





P-1882

Victoria

Sunliner

*Crestline
Country Squire
Thunderbird*



FAIRLANE -- VICTORIA AND SUNLINER



P-1883

*Country Squire
Thunderbird*



COUNTRY SQUIRE



P-2006



FORD THUNDERBIRD

1956





P-1999

MAINLINE





P-2000

CUSTOMLINE



P-2001

FAIRLANE -- VICTORIA AND SUNLINER

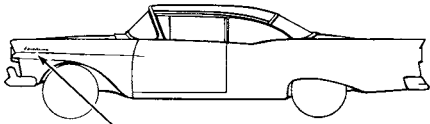


P-2002

COUNTRY SQUIRE

1957

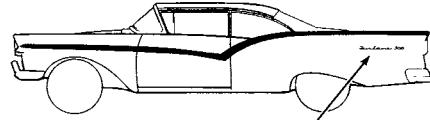
* FAIRLANE SERIES



Fairlane

P-2272


FAIRLANE



Fairlane 500

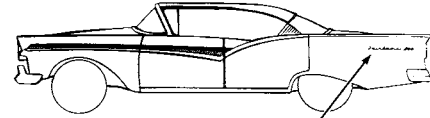
P-2274

FAIRLANE "500"



Fairlane

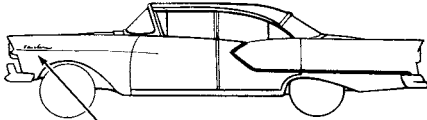
P-2271



Fairlane 500

P-2275

FAIRLANE "500" -- UNIQUE TWO-TONE

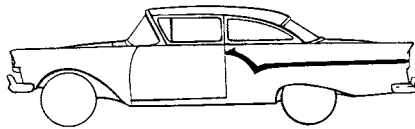


Fairlane

P-2273

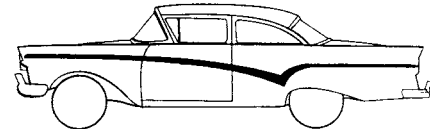
FAIRLANE -- UNIQUE TWO-TONE

* CUSTOM SERIES




P-2267

CUSTOM



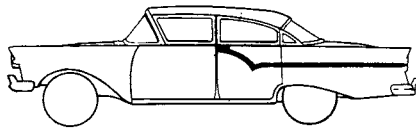
P-2269

CUSTOM "300"



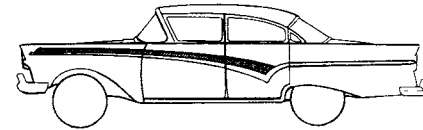
FORD

P-2266



P-2268

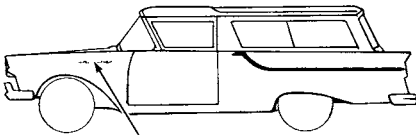
CUSTOM -- UNIQUE TWO-TONE



P-2270

CUSTOM "300" -- UNIQUE TWO-TONE

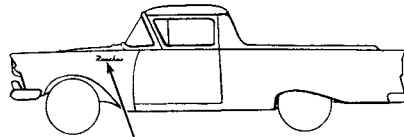
* STATION WAGONS, ETC.



Custom Ranch Wagon

P-2276

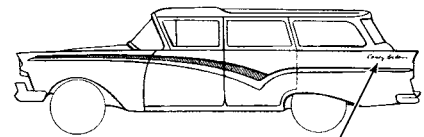
CUSTOM -- RANCH WAGON



Ranchero

P-2278

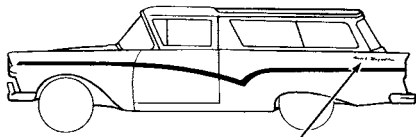
CUSTOM -- RANCHERO



Country Sedan

P-2279


COUNTRY SEDAN
FAIRLANE "500" -- UNIQUE TWO-TONE



Ranch Wagon

P-2277

RANCH WAGON
CUSTOM "300" -- UNIQUE TWO-TONE



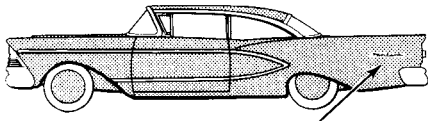
P-2280

COUNTRY SQUIRE
FAIRLANE "500" -- UNIQUE TWO-TONE

* Does not include all body types. Illustrations are representative models.

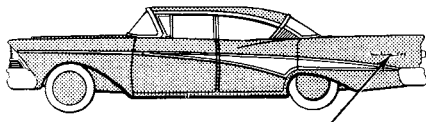
1958

* FAIRLANE SERIES



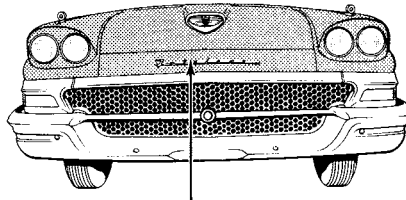
Fairlane P-2563

FAIRLANE



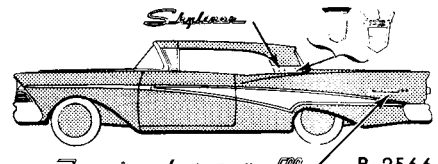
Fairlane P-2564

FAIRLANE "500"



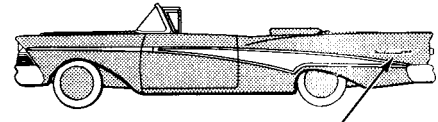
Fairlane

P-2565



Fairlane P-2566

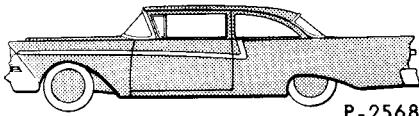
FAIRLANE "500"
HIDE-AWAY HARDTOP



Fairlane P-2567

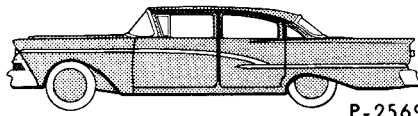
FAIRLANE "500" CONVERTIBLE

* CUSTOM SERIES



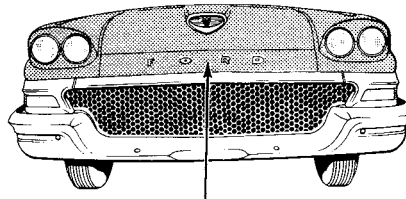
P-2568

CUSTOM "300" - SPECIAL



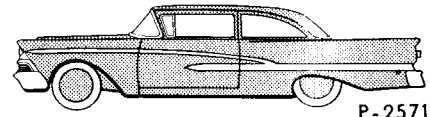
P-2569

CUSTOM "300"



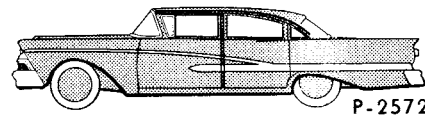
F O R D

P-2570



P-2571

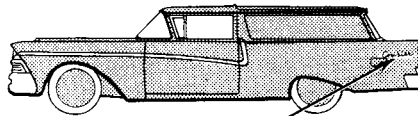
CUSTOM "300" STYLETONE



P-2572

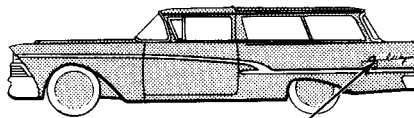
CUSTOM "300" STYLETONE

* STATION WAGONS, ETC.



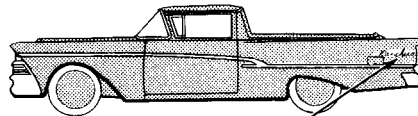
Courier P-2573

CUSTOM-COURIER



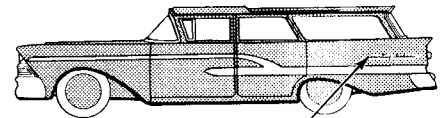
Ranch Wagon P-2574

CUSTOM "300" RANCH WAGON



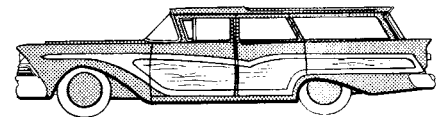
Ranchero P-2577

CUSTOM "300" RANCHERO



Country Sedan P-2575


CUSTOM "300" STYLETONE
COUNTRY SEDAN




P-2576

FAIRLANE "500" COUNTRY SQUIRE


*Does not include all body types. Illustrations are representative models.




* FAIRLANE SERIES



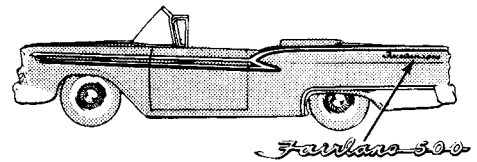
FAIRLANE TUDOR



FAIRLANE "500" HIDE-AWAY HARDTOP-SKYLINER




FAIRLANE "500" FORDOR




FAIRLANE "500" CONVERTIBLE-SUNLINER

* CUSTOM "300" SERIES




CUSTOM "300" TUDOR




CUSTOM "300" FORDOR

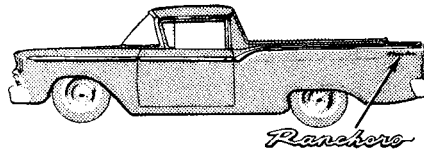
* STATION WAGONS, ETC.



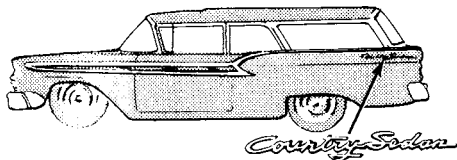
TUDOR CUSTOM "300" RANCH WAGON



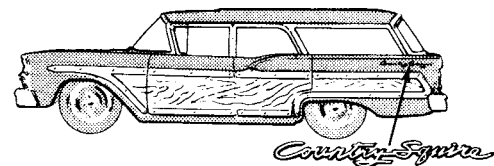
FAIRLANE "500" FORDOR RANCH WAGON COUNTRY SEDAN



CUSTOM "300" RANCHERO



FAIRLANE "500" TUDOR RANCH WAGON-COUNTRY SEDAN



FAIRLANE "500" COUNTRY SQUIRE

* Does not include all body types. Illustrations are representative models

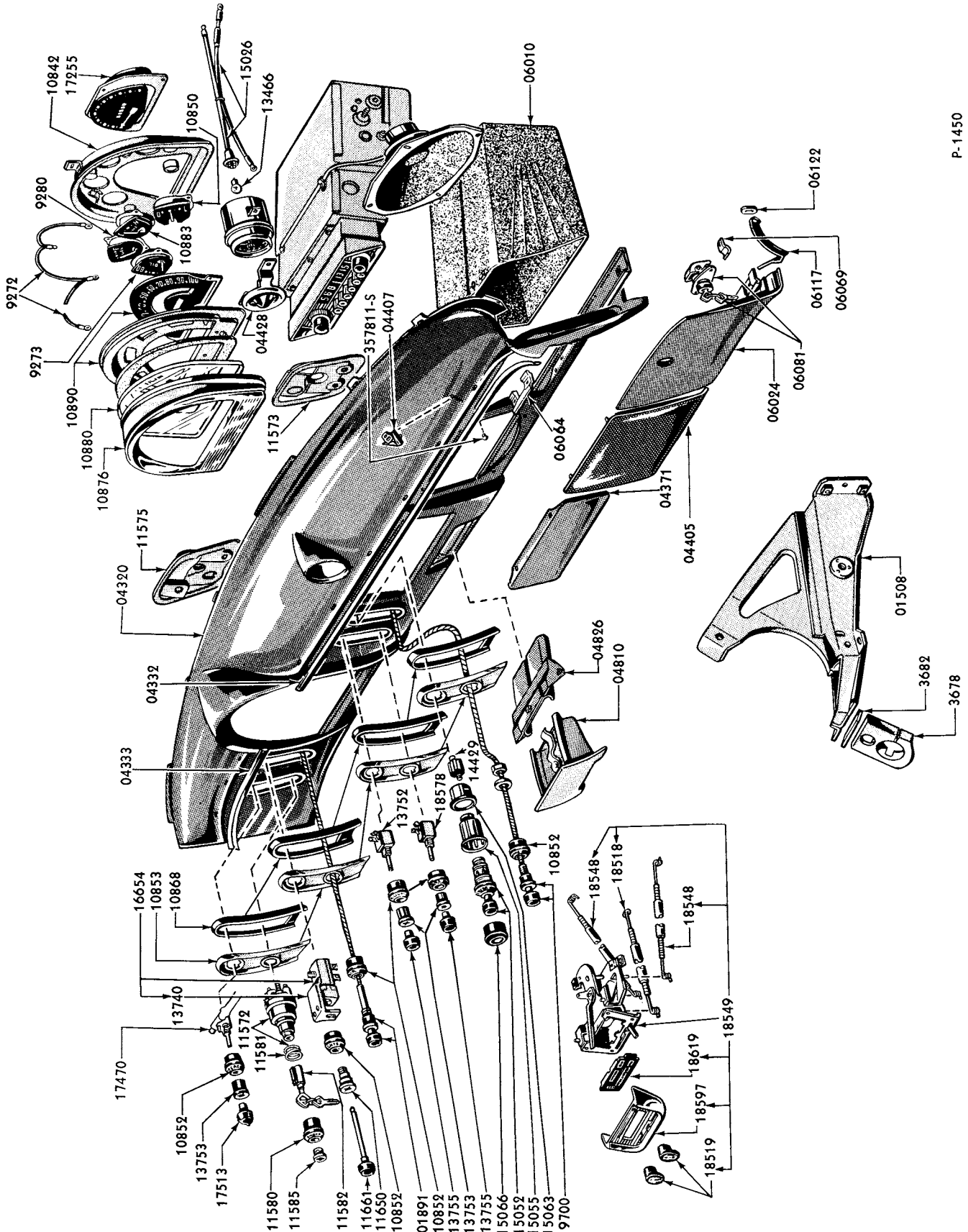
INDEX

YEAR	TITLE	ILLUSTRATION NO.	SECTION NO.	PAGE NO.
1949	Instrument Panel	P-859	106	367
1950	Instrument Panel	P-1070	106	367
1950	Instrument Panel Cluster	P-1115	106	368
1951	Instrument Panel and Related Parts (Ford)	P-1235	Misc.	2
1952	Instrument Panel and Related Parts (Ford)	P-1315	Misc.	4
1953	Instrument Panel and Related Parts (Ford)	P-1450	Misc.	6
1954	Instrument Panel and Related Parts (Ford)	P-1628	Misc.	8
1955	Instrument Panel and Related Parts (Ford)	P-1825	Misc.	10
1956	Instrument Panel and Related Parts (Ford)	P-1932	Misc.	14
1957	Instrument Panel and Related Parts (Ford)	P-2226	Misc.	16
1958	Instrument Panel and Related Parts (Ford)	P-2481	Misc.	20
1959	Instrument Panel and Related Parts (Ford)	P-2797	Misc.	24
1955/56	Instrument Panel and Related Parts (Thunderbird)	P-1717	Misc.	12
1957	Instrument Panel and Related Parts (Thunderbird)	P-2379	Misc.	18
1958	Instrument Panel and Related Parts (Thunderbird)	P-2651	Misc.	22
1959	Instrument Panel and Related Parts (Thunderbird)	P-2651	Misc.	26

1951 FORD INSTRUMENT PANEL & RELATED PARTS

Group	Part Number	Part Name	Group	Part Number	Part Name
3678	★1A 3678-DP	Bracket (steering column)	06069	★1A 7006069	Spring (glove door)
3678	★1A 3678-EP	Bracket (steering column)	06081	1A 7006081-C	Lock (glove door)
9272	★1A 9272-B	Bar (bus)	06117	★1A 7006117-AP	Stop (glove door)
9273	★1A 9273-B	Gauge (oil pressure)	06122	1A 7006122	Grommet (door check)
9280	★1A 9280-B	Gauge (fuel)	10838	★1A 10838-BP	Case & glass (instrument)
9700	★1HA 9700-A	Control (carburetor choke)	10841	★1A 10841-BP	Case only
01891	★1A 7001891-A	Control (air)	10850	1A 10850-C	Ammeter
04320	★1A 7004320-DP	Panel (instrument)	10852	★1A 10852-A	Bezel (windshield wiper)-inner
04332	★1A 7004332-AB	Moulding-R. H. -aluminum	10852	★1A 10852-B	Bezel (exterior lights)
04332	★1A 7004332-BZ6	Moulding-R. H. -chrome	10852	★1A 10852-C	Bezel (interior lights)-inner
04333	★1A 7004333-AB	Moulding-L. H. -aluminum	10852	★1A 10852-D	Bezel (choke)-inner
04333	★1A 7004333-BZ6	Moulding-L. H. -chrome	10853	1A 10853-A	Bezel (controls)-outer
04338	★1A 7004338-AP	Panel (finish)-R. H.	10876	★1A 10876-B	Bezel (instrument cluster)
04339	★1A 7004339-AP	Panel (finish)-L. H.	10880	★1A 10880	Glass (instrument cluster)
04360	★1A 7004360-CB	Cover (button opening)	10883	1A 10883-B	Gauge (temperature)
04370	★1A 7004370-CB	Cover (radio opening)	11572	1A 11572-B	Switch (ignition)
04416	★1A 7004416	Clip (opening cover)	11574	1A 11574-B	Nut (ignition switch bezel)
04428	★1A 7004428	Medallion (clock opening)	11580	B9S 11580-A	Bezel (ignition switch)-inner
04439	★1A 7004439-B	Retainer (moulding)	11581	1A 11581-B	Spring (ignition switch retainer)
04440	★1A 7004440	Clip (clock opening cover)	11582	1A 11582-A	Cylinder & keys (ignition)
04449	★1A 7004449	Bolt (cover)	11654	FAA 11654-A	Switch (light control)
04460	★1A 6004460-A	Plate (radio grille name)	11661	★1A 11661-A	Knob & shaft (light switch)
04460	★1A 7004460-A	Plate (radio grille name)	11662	1A 11662-AZ6	Nut (light switch)
04460	★1A 7004460-B	Plate (radio grille name)	13466	78 13466	Bulb (heater control panel)
04467	★1A 7004467-AB	Plate (steering column finish)	13740	FAA 13740-A	Switch (instrument lamp)
04467	★1A 7004467-BB	Plate (steering column finish)	13752	1A 13752	Switch (dome lamp)
04489	★1A 7004489-CB	Cover (heater control opening)	13753	1A 13753-A	Nut (w/s wiper & dome lamp)
04491	★1A 7004491	Clip (control opening cover)	13755	★1A 13755-A	Knob (ash receptacle heater blower & dome lamp)
04504	★1A 7004504	Moulding (clock opening)	15026	★ FAA 15026-B	Wire & socket (electric clock)
04539	★1A 7004539	Medallion	17255	8A 17255-A	Speedometer
04540	★1A 7004540-A	Retainer (medallion)	17470	1A 17470-A	Control (windshield wiper)
04541	1A 7004541	Pad (medallion)	17513	★1A 17513-A	Knob (windshield wiper control)
04564	★1A 7004564	Plate (medallion mounting)	18518	★1A 18518-A	Control (heater temperature)
04610	★1A 7004610-AZ6	Element & knob (lighter)	18519	★ FAB 18519-B	Knob (temperature control)
04620	★8A 7004620-BZ6	Tube (lighter socket)	18519	★1A 18519-B	Knob (air control)
04646	★1A 7004646-A	Escutcheon (lighter)	18545	★1A 18545	Nut (heater switch)
04648	★1A 7004648	Cover (radio hole)	18548	★ FAA 18548-C	Control (air)
04810	★1A 7004810-B	Receptacle (ash)	18548	★1A 18548-A	Control (defroster)
04826	★1A 7004826	Retainer (ash receptacle)	18549	★1A 18549-A	Panel (heater control)
06010	★1A 7006010-B	Compartment (glove)	18578	★1A 18578-B	Switch (heater blower)
06024	★1A 7006024-AP	Door (glove compartment)	18598	★1A 18598-C	Bezel (heater control)
06064	BA 7006064-B	Catch (door striker plate)	18619	★1A 18619	Plate (control identification)

⚡ Used with FORDOMATIC DRIVE



1953 INSTRUMENT PANEL AND RELATED PARTS

1953 FORD INSTRUMENT PANEL & RELATED PARTS

Group	Part Number	Part Name	Group	Part Number	Part Name
3678	★AB 3678-AP	Bracket (strg. column)	10876	★FAA 10876-A	Bezel (instr. cluster)
3682	★1A 3682-A	Shim (strg. col. bracket)	10880	★FAA 10880-A	Glass (instr. cluster)
9272	★FAB 9272-A	Wire (inst. cluster)	10883	FAB 10883-C	Gauge (temperature)
9273	FAB 9273-B	Gauge (oil pressure)	10890	★FAD 10890-C	Mask (instr. cluster)
9280	FAB 9280-B	Gauge (fuel)	11572	B5A 11572-A	Switch (ignition)
9700	★FAA 9700-C	Control (carb. choke)	11573	★FAB 11573-A	Plate (controls mtg.)-R. H.
01508	★BR 7001508-B	Support (brake pedal)	11575	★FAB 11575-A	Plate (controls mtg.)-L. H.
01891	FAA 7001891-A	Control (air)	11580	B9S 11580-A	Bezel (ign. switch)-inner
04320	★BF 7004320-AP	Panel (instrument)	11581	1A 11581-B	Spring (ign. switch ret.)
04332	★BF 7004332-A	Moulding-R. H.	11582	B9A 11582-A	Cylinder & keys (ignition)
04333	★BF 7004333-A	Moulding-L. H.	11585	★FAA 11585-A	Retainer (ign. switch bezel)
04371	★BF 7004371-AP	Plate (radio opening)	11650	B2A 11650-A	Nut (light switch)
04405	★BA 7004405-BP	Grille (radio)	11654	FAA 11654-A	Switch (light control)
04407	★BA 7004407-A	Emblem (inst. panel)	11661	★FAB 11661-A	Knob & shaft (light switch)
04428	★1A 7004428-AP	Medallion (clock open)	13466	78 13466	Bulb (clock)
04810	★BA 7004810-AP	Receptacle (ash)	13740	FAA 13740-A	Switch (inst. lamp)
04826	★BA 7004826-A	Retainer (ash receptacle)	13753	1A 13753-A	Nut (w/s wiper, pillar lamp & htr. blower switch)
06010	★BA 7006010-A	Compartment (glove)	13755	FAA 13755-A	Knob assy. (pillar lamp & htr. blower switch)
06024	★BA 7006024-AB	Door (glove compt.)	14429	★FAA 14429-A	Fuse assy. (cigar lighter)
06064	BA 7006064-B	Catch (door striker plate)	15026	FDA 15026-C	Wire & socket assy. (elec. clock & cigar lighter)
06066	★356811-S	Bumper (glove door)	15052	★FAE 15052-A	Knob & element assy. (cigar lighter)
06069	★BA 7006069-A	Spring (glove door)	15055	FAA 15055-E	Socket & retainer assy. (cigar lighter)
06081	BA 7006081-C	Lock (glove door)	15063	★FAA 15063-A	Adapter (cigar lighter)
06117	★BA 7006117-AP	Stop (glove door)	17255	FAE 17255-C	Speedometer assy.
06122	1A 7006122	Grommet (glove door)	17470	FAA 17470-A	Control (w/s wiper)
10842	★FAA 10842-A	Case (instr. cluster)	17513	FAB 17513-A	Knob (w/s wiper control)
10850	FAC 10850-B	Ammeter	18518	★FAC 18518-A	Control (htr. temp.)
10852	★FAA 10852-A	Bezel (w/s wiper)-inner	18519	★FAB 18519-B	Knob (temp. control)
10852	★FAA 10852-B	Bezel (ext. lights)-inner	18548	B5A 18548-A	Control (air)
10852	★FAA 10852-C	Bezel (int. lights)-inner	18548	FAA 18548-D	Control (defroster)
10852	★FAA 10852-D	Bezel (choke)-inner	18549	B3A 18549-A	Panel (htr. control)
10852	★FAA 10852-E	Bezel (air control)-inner	18578	FAA 18578-A	Switch (htr. blower)
10852	★FAA 10852-F	Bezel (blower)-inner	18597	★FAA 18597-C	Bracket (controls mtg.)
10853	★FAD 10853-A	Bezel(wiper & ign. switch)-outer	18619	★FAA 18619-A	Plate (control ident.)
10853	★FAD 10853-B	Bezel(exterior lights & air)- ^{OUTER}			
10853	★FAD 10853-C	Bezel(interior lights & air)- ^{OUTER}			
10853	★FAD 10853-D	Bezel (cigar lighter & choke)- outer			
10868	★FAB 10868-A	Seal (outer bezels)			

